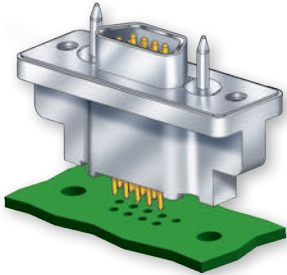


# 240-790-028P and 240-790-043P Straight PCB Connectors Receptacle PCB Hole Patterns

## 240-790-028P AND 240-790-043P RECEPTACLE PCB HOLE PATTERNS



This section contains printed circuit board footprints for vertical mounted Series 79 receptacles. The contact identification numbers are shown for the connector mounting side of the PC board. Contact tails are gold over nickel plated.

Contact Size	Layouts	PC Tail Diameter	
		In.	mm.
#23	All	.018 / .022	.46 / .56
#16	Combo	.038 / .042	.97 / 1.07
	Power	.060 / .064	1.52 / 1.63
#12	Combo	.060 / .064	1.52 / 1.63
	Power	.092 / .096	2.34 / 2.44

240-790-028P and 240-790-043P Printed Circuit Board Patterns	
Insert Arrangement	Component Mounting Side of PCB
A-5	
B-2P2	
B-9	
C-13	

Dimensions in inches (millimeters) and are subject to change without notice.


240-790-028P and 240-790-043P  
Straight PCB Connectors  
Receptacle PCB Hole Patterns



240-790-028P and 240-790-043P Printed Circuit Board Patterns	
Insert Arrangement	Component Mounting Side of PCB
D-15	
D-3P3	
D-7P2	
E-11P2	
E-19	

Dimensions in inches (millimeters) and are subject to change without notice.





# 240-790-028P and 240-790-043P Straight PCB Connectors Receptacle PCB Hole Patterns

240-790-028P and 240-790-043P Printed Circuit Board Patterns	
Insert Arrangement	Component Mounting Side of PCB
E-7P3	
F-15P2	
F-23	
F-5P5	
G-33	



Dimensions in inches (millimeters) and are subject to change without notice.


240-790-028P and 240-790-043P  
Straight PCB Connectors  
Receptacle PCB Hole Patterns



240-790-028P and 240-790-043P Printed Circuit Board Patterns	
Insert Arrangement	Component Mounting Side of PCB
H-10P4	
H-29P7	
H-36P2	
H-54P2	
H-5P5	

Dimensions in inches (millimeters) and are subject to change without notice.





# 240-790-028P and 240-790-043P Straight PCB Connectors Receptacle PCB Hole Patterns

**240-790-028P and 240-790-043P Printed Circuit Board Patterns**

Insert Arrangement	Component Mounting Side of PCB
H-66	
J-17P4	
J-25P2	
J-33	
J-7P7	
K-27P4	

Dimensions in inches (millimeters) and are subject to change without notice.

240-790-028P and 240-790-043P  
Straight PCB Connectors  
Receptacle PCB Hole Patterns



240-790-028P and 240-790-043P Printed Circuit Board Patterns	
Insert Arrangement	Component Mounting Side of PCB
K-35P2	
K-43	
K-9P9	
L-6P6	
L-78	
M-102	

Dimensions in inches (millimeters) and are subject to change without notice.

