

MIL-DTL-24308 Type D-Subminiature Hermetic Connectors Insert Arrangements and Panel Cut-Outs



MIL-DTL-24308
Type

STANDARD INSERT ARRANGEMENTS (#20 CONTACTS)		
SHELL SIZE	NUMBER OF CONTACTS	MATING FACE OF CONNECTOR
1	9	
2	15	
3	25	
4	37	
5	50	

PANEL CUTOUTS

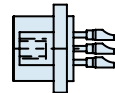
The cutout shown is for front-panel mounting of flange style A and B.

Shell Size	A		B	
	In.	mm.	In.	mm.
1	.745 ± .005	18.92 ± 0.13	.385 ± .005	9.78 ± 0.13
2	.950 ± .005	24.13 ± 0.13	.385 ± .005	9.78 ± 0.13
3	1.495 ± .005	37.97 ± 0.13	.385 ± .005	9.78 ± 0.13
4	2.145 ± .005	54.48 ± 0.13	.385 ± .005	9.78 ± 0.13
5	2.015 ± .005	51.18 ± 0.13	.520 ± .005	13.21 ± 0.13

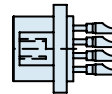
Front-Mounted Connector Installed on Bulkhead

HIGH DENSITY INSERT ARRANGEMENTS (#22 CONTACTS)		
SHELL SIZE	NUMBER OF CONTACTS	MATING FACE OF CONNECTOR
1	15	
2	26	
3	44	
4	62	
5	78	
6	104	

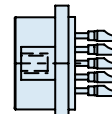
SOLDER CUP ORIENTATION



Sizes 1-4



Size 5



Size 6

Dimensions in Inches (millimeters) are subject to change without notice.