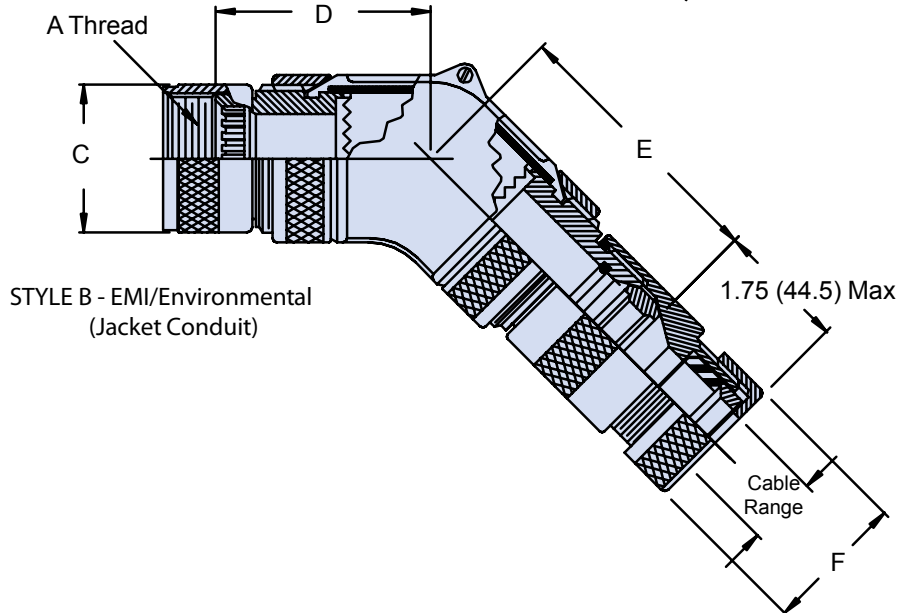
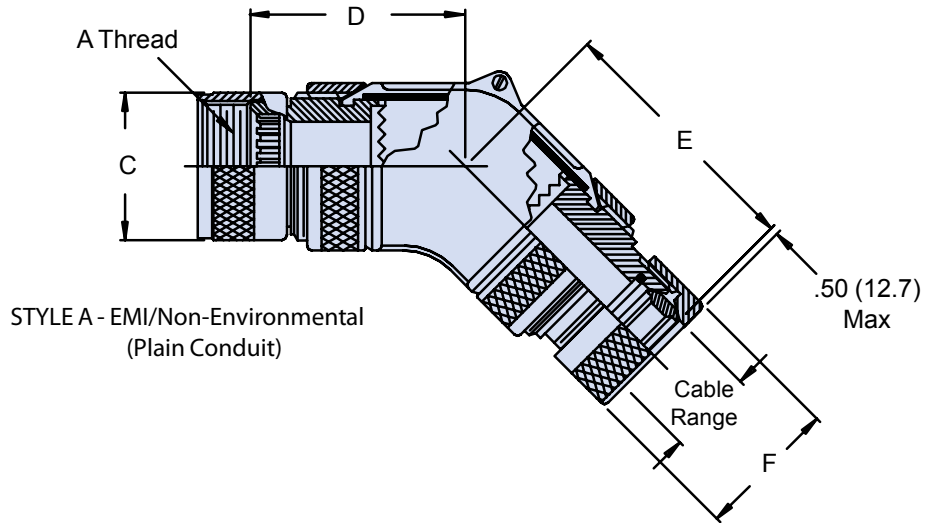
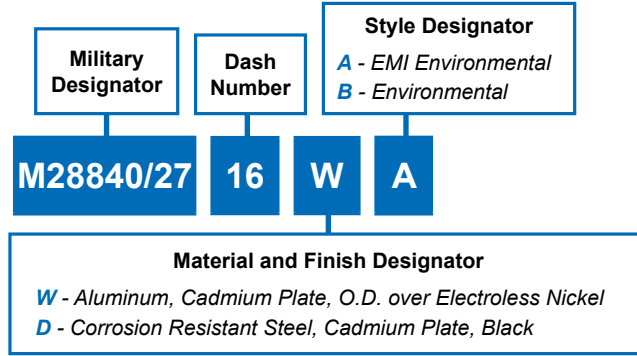


M28840/27
45° EMI Conduit Adapter



Dimensions in Inches (millimeters) are subject to change without notice.





M28840/27
45° EMI Conduit Adapter

Dash No.	Designator	A Thread Class 2B	B Max Diameter	C Thread Class 2	D Max. Diameter	Sealing Range		Conduit Size M 04	E Max. Dim.
						Max.	Min.		
01	A (11)	.750-20 UNEF	1.028 (26.11)	.875-20 UNEF	1.031 (26.19)	.63 (16.0)	.50 (12.7)	03	2.36 (59.9)
02	B (13)	.875-20 UNEF	1.141 (28.98)	.875-20 UNEF		.63 (16.0)	.50 (12.7)	03	
03				1.000-20 UNEF		.75 (19.1)	.63 (16.0)	04	
04	C (15)	1.000-20 UNEF	1.263 (32.08)	.875-20 UNEF	1.281 (32.50)	.63 (16.0)	.50 (12.7)	03	2.56 (65.0)
05				1.000-20 UNEF		.75 (19.1)	.63 (16.0)	04	
06				1.125-18 UNEF		.88 (22.4)	.75 (19.1)	05	
07				1.250-18 UNEF	1.00 (25.4)	.88 (22.4)	06		
08	D (17)	1.125-18 UNEF	1.387 (38.23)	1.125-18 UNEF	1.531 (38.80)	.88 (22.4)	.75 (19.1)	05	2.67 (67.8)
09				1.250-18 UNEF		1.00 (25.4)	.88 (22.4)	06	
10				1.625-18 UNEF		1.38 (35.1)	1.19 (22)	08	
11	E (19)	1.250-18 UNEF	1.513 (38.43)	1.125-18 UNEF		.88 (22.4)	.75 (19.1)	05	
12				1.250-18 UNEF	1.00 (25.4)	.88 (22.4)	06		
13				1.625-18 UNEF	1.38 (35.1)	1.19 (30.2)	08		
14	F (23)	1.438-18 UNEF	1.703 (45.51)	1.250-18 UNEF	1.781 (45.24)	1.000 (25.4)	.88 (22.4)	06	3.05 (77.5)
15				1.625-18 UNEF		1.38 (35.1)	1.19 (30.2)	08	
16				1.875-18 UNS		1.63 (41.4)	1.44 (36.6)	10	
17	G (25)	1.562-18 UNEF	1.825 (46.35)	1.250-18 UNEF		1.00 (25.4)	.88 (22.4)	06	
18				1.625-18 UNEF	1.38 (41.4)	1.19 (30.2)	08		
19				1.875-18 UNS	1.43 (41.4)	1.44 (36.6)	10		
20				2.125-16 UN	1.88 (47.8)	1.63 (41.4)	12		
21	H (29)	1.875-16 UNS	2.143 (54.43)	1.875-18 UNS	2.031 (51.59)	1.63 (41.4)	1.44 (36.6)	10	3.33 (84.6)
22				2.125-16 UN		1.88 (47.8)	1.63 (41.4)	12	
23	J (33)	2.062-16 UNS	2.329 (50.16)	2.125-16 UN	2.531 (64.29)	1.88 (47.8)	1.63 (41.4)	12	3.70 (94.0)
24				2.750-16 UN		2.38 (60.5)	2.13 (54.1)	16	
25	A (11)	.750-20 UNEF	1.028 (16.11)	.875-20 UNEF	1.031 (26.19)	.75 (19.1)	.63 (16.0)	04	2.36 (59.9)

Dimensions in Inches (millimeters) are subject to change without notice.

M28840/27 45° EMI Conduit Adapter



MIL-DTL-28840
Electrical Connectors

Dash Number	Designator	F Max. Dim.	V Thread Class 2	M Max. Diameter	Y Max. Diameter
1	A (11)	3.50 (88.9)	1.000-20 UNEF	1.12 (28.5)	1.19 (30.23)
2	B (13)		1.000-20 UNEF	1.12 (28.5)	1.19 (30.23)
3			1.188-18 UNEF	1.25 (31.8)	1.38 (35.1)
4	C (15)	3.69 (93.7)	1.000-20 UNEF	1.12 (28.5)	1.19 (30.23)
5			1.188-18 UNEF	1.25 (31.8)	1.38 (35.1)
6			1.438-18 UNEF	1.43 (36.3)	1.63 (41.4)
7			3.81 (96.7)	1.750-18 UNS	1.62 (41.2)
8	1.438-18 UNEF	1.43 (36.3)		1.63 (41.4)	
9	D (17)	1.750-18 UNS		1.62 (41.2)	1.94 (49.3)
10		2.00-18 UNS		1.81 (46.0)	2.19 (55.6)
11	E (19)	3.81 (96.7)	1.438-18 UNEF	1.43 (36.3)	1.63 (41.4)
12			1.750-18 UNS	1.62 (41.2)	1.94 (49.3)
13			4.19 (106.4)	2.00-18 UNS	1.81 (46.0)
14	F (23)	1.750-18 UNS		1.62 (41.2)	1.94 (49.3)
15		2.00-18 UN		1.81 (46.0)	2.19 (55.6)
16		2.250-16 UN		2.18 (55.4)	2.44 (62.0)
17		G (25)	1.750-18 UNS	1.62 (41.2)	1.94 (49.3)
18	2.00-18 UN		1.81 (46.0)	2.19 (55.6)	
19	2.250-16 UN		2.18 (55.4)	2.44 (62.0)	
20	4.50 (114.3)		2.500-16 UN	2.56 (65.0)	2.69 (68.3)
21		H (29)	2.250-16 UN	2.18 (55.4)	2.44 (62.0)
22			2.500-16 UN	2.56 (65.0)	2.69 (68.3)
23	J (33)	4.83 (122.6)	2.500-16 UN	2.56 (65.0)	2.69 (68.3)
24			3.00-16 UN	3.06 (77.8)	3.19 (81.0)
25	A (11)	3.50 (88.9)	1.188-18 UNEF	1.25 (31.8)	1.38 (35.1)



Dimensions in Inches (millimeters) are subject to change without notice.