

# Band-Master ATS<sup>®</sup>


The Advanced Termination System for Interconnect Cable Shielding



High-volume pneumatic tool for bench use



Easy-to-use manual tools with built-in calibration counter




3 lengths and 3 widths of EMI braided termination bands

SEPTEMBER 2020

# Band-Master ATS®

## Manual Tools and Bands



### Standard Banding Tool



#### The 601-100 Band-Master ATS® Standard Tool with Counter for Standard Bands

Weighs approximately 1.30 lbs., and is designed for .240" width clamping bands in a tension range from 100 to 180 lbs. Calibrate at 150 lbs. ± 5 lbs. for most shield terminations. Tool and band should never be lubricated.

#### The 600-058 QPL Qualified (M81306/1A) Standard Banding Tool without Counter



Weighs 1.22 and is designed for .240" width clamping bands in a tension range from 100 to 180 lbs. Calibrate at 150 lbs. ± 5 lbs. for most shield terminations. Tool and band should never be lubricated (not shown).

Color-coded tool handle:



= Standard; Black

| Bands           | Band-Master ATS® Standard Band Selection |        |                         |                         |               |      |
|-----------------|------------------------------------------|--------|-------------------------|-------------------------|---------------|------|
|                 | Length                                   |        | Part Number             |                         | Fits Diameter |      |
|                 | In.                                      | mm.    | Flat                    | Pre-Coiled              | In.           | mm.  |
| Short Standard  | 9.0                                      | 228.6  | <a href="#">601-005</a> | <a href="#">601-006</a> | 1.0           | 25.4 |
| Medium Standard | 14.25                                    | 361.95 | <a href="#">601-040</a> | <a href="#">601-041</a> | 1.8           | 45.7 |
| Long Standard   | 18.0                                     | 457.2  | <a href="#">601-049</a> | <a href="#">601-050</a> | 2.5           | 63.5 |

| Cable Pull Strength for Band-Master™ ATS Standard Bands |               |            |      |                |     |                     |                     |
|---------------------------------------------------------|---------------|------------|------|----------------|-----|---------------------|---------------------|
| Name                                                    | Material Type | Band Width |      | Band Thickness |     | Calibration Setting | Cable Pull Strength |
|                                                         |               | In         | mm   | In             | mm  |                     |                     |
| Standard                                                | 300 SS        | 0.240      | 6.10 | .020           | .51 | 150 ±5 lbs          | per AS85049/128     |

| Bands         | QPL Qualified Standard Band Selection |        |                              |                              |               |      |
|---------------|---------------------------------------|--------|------------------------------|------------------------------|---------------|------|
|               | Length                                |        | Mil Spec Part Number         |                              | Fits Diameter |      |
|               | in.                                   | mm.    | Flat                         | Pre-Coiled                   | in.           | mm.  |
| Standard Band | 14.25                                 | 361.95 | <a href="#">M85049/128-3</a> | <a href="#">M85049/128-4</a> | 1.8           | 45.7 |

| Cable Pull Strength for Standard QPL Qualified Bands |               |            |      |                |     |                     |                     |
|------------------------------------------------------|---------------|------------|------|----------------|-----|---------------------|---------------------|
| Name                                                 | Material Type | Band Width |      | Band Thickness |     | Calibration Setting | Cable Pull Strength |
|                                                      |               | In         | mm   | In             | mm  |                     |                     |
| Standard                                             | 300 SS        | 0.240      | 6.10 | .020           | .51 | 150 ±5 lbs          | per AS85049/128     |

| Knife and Blade and Replacement / Upgrade Kit |                             |
|-----------------------------------------------|-----------------------------|
| Tool                                          | Replacement Part Number(s)  |
| 601-100 Band-Master Standard                  | 601-330 Knife and Blade Kit |
| 600-058 QPL Qualified Tool                    | Contact Factory             |

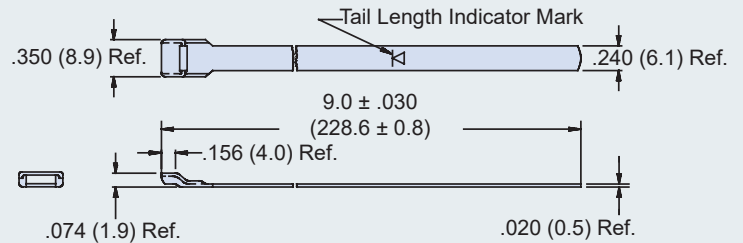


## Standard Bands

### Short Flat 601-005

### Short Precoiled 601-006

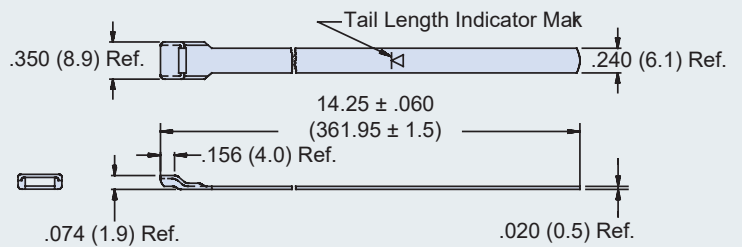
Standard Bands are precision constructed of 300 Series SST passivate IAW AMS 2700. Short Standard Bands are 9.00 inches (228.6) in length and designed for use with the Band-Master ATS® 60-100 manual banding tool or the 601-106 pneumatic banding tool. Bands should always be double wrapped and will accommodate diameters up to approximately 1.0 inches (25.4).



### Medium Flat 601-040

### Medium Precoiled 601-041

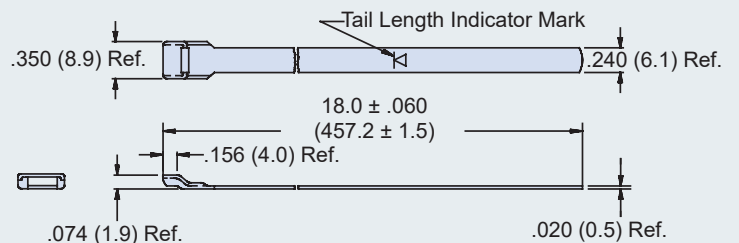
Standard bands are precision constructed of 300 Series SST passivate IAW AMS 2700. Medium Standard Bands are 14.25 inches (361.95) in length and designed for use with the Band-Master ATS® 601-100 manual banding tool or the 601-106 pneumatic banding tool. Bands should always be double wrapped and will accommodate diameters up to approximately 1.8 inches (45.7).



### Long Flat 601-049


### Long Precoiled 601-050

Standard bands are precision constructed of 300 Series SST passivate IAW AMS 2700. Long Standard Bands are 18.0 inches (457.2) in length and designed for use with the Band-Master ATS® 601-100 manual banding tool or the 601-106 pneumatic banding tool. Bands should always be double wrapped and will accommodate diameters up to approximately 2.5 inches (63.5).



# Band-Master ATS®

## Manual Tools and Bands



### Slim Standard Banding Tool



**Choose Glenair Slim Standard Bands for size and weight savings. Slim bands are 50% lighter with 50% lower profile than our standard bands, while maintaining similar performance.**

#### The 601-109 Band-Master ATS® Slim Standard Tool with Counter for Slim Standard Bands

For use with slim standard flat and pre-coiled quarter inch wide clamping bands. Tension range is approximately 30 to 80 lbs. Calibrate at 100 lbs. ± 3 lbs of linear pull. Tool weighs 1.2 Lb. Tool and band should never be lubricated.

Color-coded tool handle



= Slim Standard; Orange

**Band-Master ATS® Slim Standard Band Selection**

| Bands                | Length |        | Part Number    |                | Fits Diameter |      |
|----------------------|--------|--------|----------------|----------------|---------------|------|
|                      | in.    | mm.    | Flat           | Pre-Coiled     | in.           | mm.  |
| Short Slim Standard  | 9.0    | 228.6  | <b>601-570</b> | <b>601-571</b> | .94           | 23.9 |
| Medium Slim Standard | 14.25  | 361.95 | <b>601-572</b> | <b>601-573</b> | 1.8           | 45.7 |

**Cable Pull Strength for Band-Master ATS® Slim Standard Bands**

| Name          | Material Type  | Band Width |      | Band Thickness |     | Tool Setting      | Cable Pull Strength |
|---------------|----------------|------------|------|----------------|-----|-------------------|---------------------|
|               |                | In         | mm   | In             | mm  |                   |                     |
| Slim Standard | 300 Series SST | 0.240      | 6.09 | .010           | .25 | 100 lbs. ± 3 lbs. | 150 lbs.*           |

\* Slim Bands are work hardened to achieve higher cable pull force

**Knife and Blade and Replacement / Upgrade Kit**

| Tool                              | Replacement Part Number(s)  |
|-----------------------------------|-----------------------------|
| 601-109 Band-Master Slim Standard | 601-331 Knife and Blade Kit |



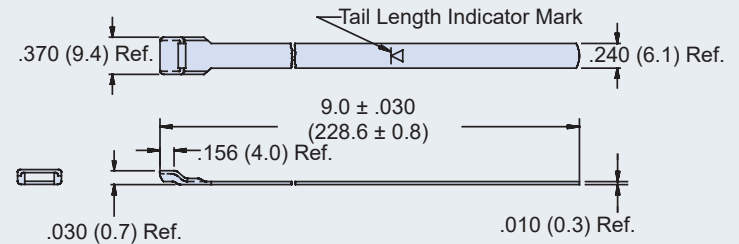
## Slim Standard Bands

**Slim bands are better at conforming to irregular platform shapes (elliptical platforms) and individual braid buildup (pig tails)**

### Short Flat 601-570

### Short Precoiled 601-571

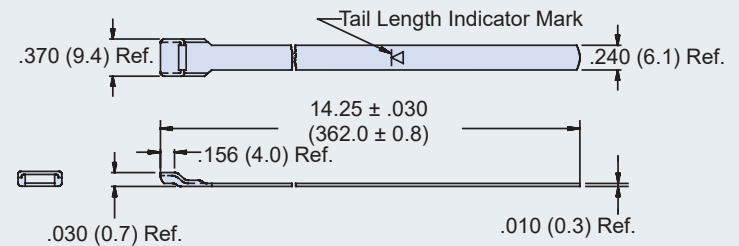
Slim Standard Bands are 50% lighter and 50% lower-profile than Standard Bands. They are precision constructed of work hardened, 300 Series SST passivate IAW AMS 2700. Short Slim Bands are 9.00 inches (228.6) in length and designed for use with the 601-109 Band-Master ATS® hand banding tool or the 601-110 pneumatic tool. Bands should always be double wrapped and will accommodate diameters up to approximately .94 inches (23.9).



### Medium Flat 601-572


### Medium Precoiled 601-573

Slim Standard Bands are 50% lighter and 50% lower-profile than Standard Bands. They are precision constructed of work hardened, 300 Series SST passivate IAW AMS 2700. Medium Slim Bands are 14.25 inches (228.6) in length and designed for use with the 601-109 Band-Master ATS® hand banding tool or the 601-110 pneumatic tool. Bands should always be double wrapped and will accommodate diameters up to approximately 1.8 inches (45.7)



# Band-Master® ATS

## Manual Tools and Bands



### Micro Banding Tool



#### The 601-101 Band-Master ATS® Micro Tool with Counter for Micro Bands

Weighs approximately 1.20 lbs., and is designed for Micro .120" width clamping bands in a tension range from 50 to 85 lbs. Calibrate at 80 lbs ±5 lbs. for most shield terminations. Tool and band should never be lubricated.

#### The 600-061 QPL Qualified (M81306/1B) Micro Banding Tool without Counter



Weighs 1.11 and is designed for Micro .120" width clamping bands in a tension range from 60 to 85 lbs. Calibrate at 80 lbs ±5 lbs. Tool and band should never be lubricated.

Color-coded tool handle:



= Micro; Blue

| Bands        | Band-Master ATS® Micro Band Selection |        |                |                |               |      |
|--------------|---------------------------------------|--------|----------------|----------------|---------------|------|
|              | Length                                |        | Part Number    |                | Fits Diameter |      |
|              | in.                                   | mm.    | Flat           | Pre-Coiled     | in.           | mm.  |
| Short Micro  | 5.0                                   | 127.0  | <b>601-024</b> | <b>601-025</b> | 0.5           | 12.7 |
| Medium Micro | 8.125                                 | 206.38 | <b>601-060</b> | <b>601-061</b> | .88           | 22.4 |
| Long Micro   | 14.25                                 | 361.95 | <b>601-064</b> | <b>601-065</b> | 1.8           | 45.7 |

| Cable Pull Strength for Band-Master ATS® Micro Bands |               |            |      |                |     |                     |                     |
|------------------------------------------------------|---------------|------------|------|----------------|-----|---------------------|---------------------|
| Name                                                 | Material Type | Band Width |      | Band Thickness |     | Calibration Setting | Cable Pull Strength |
|                                                      |               | In         | mm   | In             | mm  |                     |                     |
| Micro                                                | 300 SS        | 0.120      | 3.05 | .015           | .38 | 80 ±5 lbs           | per AS85049/128     |

| Bands          | QPL Qualified Micro Band Selection |        |                     |                     |               |      |
|----------------|------------------------------------|--------|---------------------|---------------------|---------------|------|
|                | Length                             |        | Part Number         |                     | Fits Diameter |      |
|                | in.                                | mm.    | Flat                | Pre-Coiled          | in.           | mm.  |
| Standard Micro | 8.125                              | 206.38 | <b>M85049/128-7</b> | <b>M85049/128-8</b> | .88           | 22.4 |

| Cable Pull Strength for Micro QPL Qualified Bands |               |            |      |                |     |                     |                     |
|---------------------------------------------------|---------------|------------|------|----------------|-----|---------------------|---------------------|
| Name                                              | Material Type | Band Width |      | Band Thickness |     | Calibration Setting | Cable Pull Strength |
|                                                   |               | In         | mm   | In             | mm  |                     |                     |
| Micro                                             | 300 SS        | 0.120      | 3.05 | .015           | .38 | 80 ±5 lbs           | per AS85049/128     |

| Knife and Blade and Replacement / Upgrade Kit |                             |
|-----------------------------------------------|-----------------------------|
| Tool                                          | Replacement Part Number(s)  |
| 601-101 Band-Master Micro                     | 601-329 Knife and Blade Kit |
| 600-061 QPL Qualified                         | Contact Factory             |

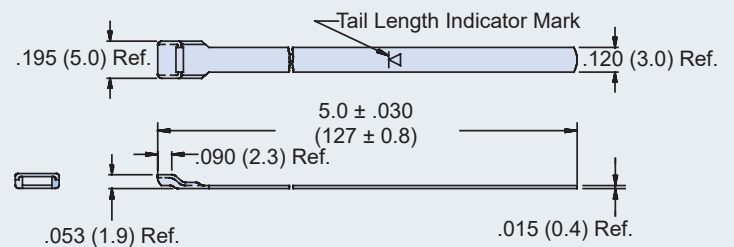


## Micro Bands

### Short Flat 601-024

### Short Precoiled 601-025

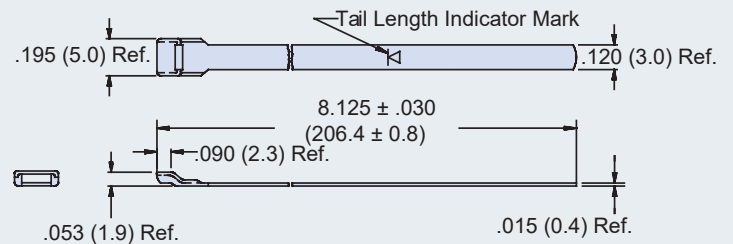
Micro Bands are precision constructed of 300 Series SST passivate IAW AMS 2700. Short Micro Bands are 5.00 inches (127) in length and designed for use with the Band-Master™ 601-101 hand banding tool or the 601-107 pneumatic banding tool. Bands should always be double wrapped and will accommodate diameters up to approximately .5 inches (12.7).



### Medium Flat 601-060

### Medium Precoiled 601-061

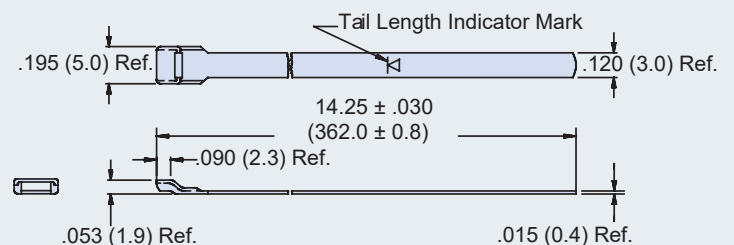
Micro Bands are precision constructed of 300 Series SST passivate IAW AMS 2700. Medium Micro Bands are 8.00 inches (203.2) in length and designed for use with the Band-Master™ 601-101 hand banding tool or the 601-107 pneumatic banding tool. Bands should always be double wrapped and will accommodate diameters up to approximately .88 inches (22.4).



### Long Flat 601-064


### Long Precoiled 601-065

Micro Bands are precision constructed of 300 Series SST passivate IAW AMS 2700. Long Micro Bands are 14.00 inches (355.6) in length and designed for use with the Band-Master™ 601-101 hand banding tool or the 601-107 pneumatic banding tool. Bands should always be double wrapped and will accommodate diameters up to approximately 1.88 inches (47.8).



# Band-Master ATS®

## Manual Tools and Bands




### Micro Slim Banding Tool



#### The 601-122 Band-Master ATS® Micro Slim Tool with Counter for use with Micro Slim Bands

Weighs approximately 1.20 lbs., and is designed for Micro Slim .120 (3.05) width clamping bands in a tension range from 60 to 90 lbs. Double wrapped bands will accommodate up to .88 (22.35) inch diameter. Calibrate at 82 lbs ±3 lbs. for most shield terminations. Tool and band should never be lubricated.

Color-coded tool handle:



= Micro Slim; Yellow

#### Band-Master ATS® Micro Slim Band Selection

| Bands             | Length |        | Part Number    |                | Fits Diameter |      |
|-------------------|--------|--------|----------------|----------------|---------------|------|
|                   | in.    | mm.    | Flat           | Pre-Coiled     | in.           | mm.  |
| Medium Micro Slim | 8.125  | 206.38 | <b>601-600</b> | <b>601-601</b> | .88           | 22.4 |
| Long Micro Slim   | 14.25  | 361.95 | <b>601-602</b> | <b>601-603</b> | 1.80          | 45.7 |

#### Cable Pull Strength for Band-Master ATS® Micro Slim Bands

| Name       | Material Type                   | Band Width |      | Band Thickness |      | Calibration Setting | Cable Pull Strength |
|------------|---------------------------------|------------|------|----------------|------|---------------------|---------------------|
|            |                                 | In         | mm   | In             | mm   |                     |                     |
| Micro Slim | 300 SST Work Hardened/Passivate | 0.12w      | 3.05 | .010           | 0.25 | 82 ±3 lbs           | 80 lvs              |

#### Knife and Blade and Replacement / Upgrade Kit

| Tool                           | Replacement Part Number(s)  |
|--------------------------------|-----------------------------|
| 601-122 Band-Master Micro Slim | 601-328 Knife and Blade Kit |



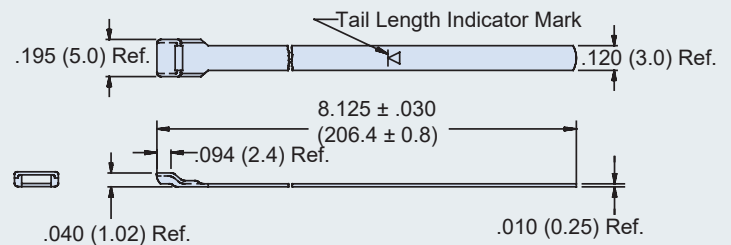


## Micro Slim Bands

**Slim bands are better at conforming to irregular platform shapes (elliptical platforms) and individual braid buildup (pig tails)**

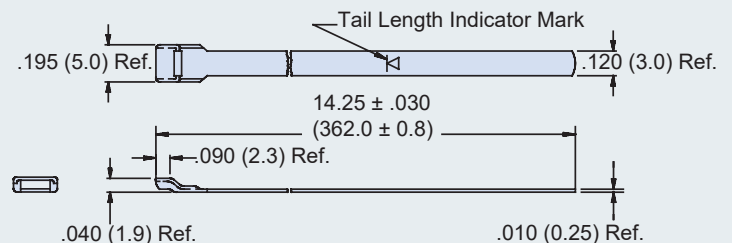
### Medium Flat 601-600 Medium Precoiled 601-601

Micro Slim bands are precision constructed of 300 Series SST passivate IAW AMS 2700. Medium Micro Slim bands are 8.00 inches (203.2) in length and designed for use with the Band-Master™ 601-122 hand banding tool or the 601-123 pneumatic banding tool. Bands should always be double wrapped and will accommodate diameters up to approximately .88 inches (22.4).




### Long Flat 601-602 Long Precoiled 601-603

Micro Slim bands are precision constructed of 300 Series SST passivate IAW AMS 2700. Long Micro Slim Bands are 14.00 inches (355.6) in length and designed for use with the Band-Master™ 601-122 hand banding tool or the 601-123 pneumatic banding tool. Bands should always be double wrapped and will accommodate diameters up to approximately 1.88 inches (45.7).



# Band-Master ATS®

## Manual Tools and Bands




### Nano Banding Tool



#### The 601-108 Band-Master ATS® Nano Tool with Counter for use with Nano Bands

Weighs 1.15 lbs., and is designed for use with Nano flat .075" width clamping bands in a tension range from 25 to 90 lbs. Calibrate at 50 lbs. ± 3 lbs. for most shield terminations. Tool and band should never be lubricated.

Color-coded tool handle:



= Nano; Green

| Bands       | Band-Master ATS® Nano Band Selection |       |                |                |               |      |
|-------------|--------------------------------------|-------|----------------|----------------|---------------|------|
|             | Length                               |       | Part Number    |                | Fits Diameter |      |
|             | in.                                  | mm.   | Flat           | Pre-Coiled     | in.           | mm.  |
| Short Nano  | 6.0                                  | 152.4 | <b>601-500</b> | <b>601-501</b> | .60           | 15.2 |
| Medium Nano | 9.0                                  | 228.6 | <b>601-504</b> | <b>601-505</b> | .94           | 23.9 |
| Long Nano   | 14.0                                 | 355.6 | <b>601-508</b> | <b>601-509</b> | 1.8           | 45.7 |

| Cable Pull Strength for Band-Master ATS® Nano Bands |               |            |      |                |     |                    |                     |
|-----------------------------------------------------|---------------|------------|------|----------------|-----|--------------------|---------------------|
| Name                                                | Material Type | Band Width |      | Band Thickness |     | Calibrated Setting | Cable Pull Strength |
|                                                     |               | In.        | mm.  | In.            | mm. |                    |                     |
| Nano                                                | 300 SS        | 0.075      | 1.91 | .009           | .23 | 50 ± 3 lbs         | 50 lbs*             |

\* Nano Bands are work hardened to achieve higher cable pull force

| Knife and Blade and Replacement / Upgrade Kit |                             |
|-----------------------------------------------|-----------------------------|
| Tool                                          | Replacement Part Number(s)  |
| 601-108 Band-Master Micro Slim                | 601-332 Knife and Blade Kit |

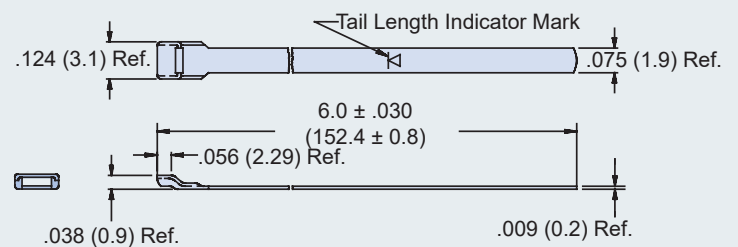


## Nano Bands

### Short Flat 601-500

### Short Precoiled 601-501

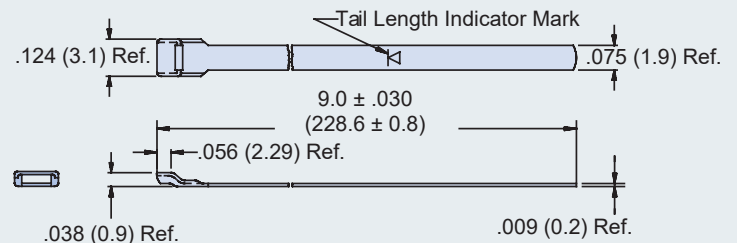
Nano Bands are precision constructed of work hardened, 300 Series SST passivate IAW AMS 2700. Short Nano Bands are 6.00 inches (152.4) in length and designed for use with the 601-108 Band-Master ATS® hand banding tool or the 601-118 pneumatic banding tool. Bands should always be double wrapped and will accommodate diameters up to approximately .60 inches (15.2).



### Medium Flat 601-504

### Medium Precoiled 601-505

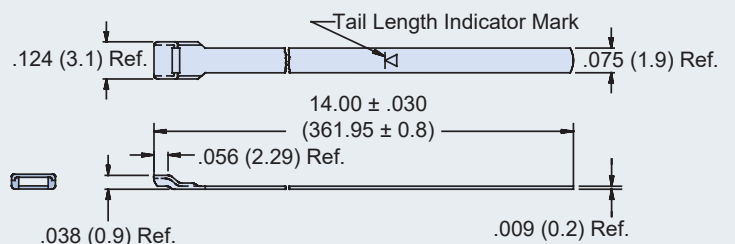
Nano Bands are precision constructed of work hardened, 300 Series SST passivate IAW AMS 2700. Medium Nano Bands are 9.00 inches (228.6) in length and designed for use with the 601-108 Band-Master ATS® hand banding tool or the 601-118 pneumatic banding tool. Bands should always be double wrapped and will accommodate diameters up to approximately .94 inches (23.9).



### Long Flat 601-508


### Long Precoiled 601-509

Nano Bands are precision constructed of work hardened, 300 Series SST passivate IAW AMS 2700. Long Nano Bands are 14.00 inches (361.95) in length and designed for use with the 601-108 Band-Master ATS® hand banding tool or the 601-118 pneumatic banding tool. Bands should always be double wrapped and will accommodate diameters up to approximately 1.8 inches (45.7).



# Band-Master ATS®

## Manual Tools and Bands



### Micro-Max Banding Tool



Color-coded tool handle:



= Micro-Max; Purple

#### The 601-129 Band-Master ATS® Micro-Max with Counter for use with Micro-Max Bands

Weighs approximately 1.20 lbs, and is designed for Micro-Max .120" width clamping bands in a tension range from 100-180 lbs. Calibrate at  $132 \pm 3$  lbs. for most shield terminations. Tool and Band should never be lubricated."

| Bands          | Band-Master ATS® Micro-Max Band Selection |        |             |            |               |       |
|----------------|-------------------------------------------|--------|-------------|------------|---------------|-------|
|                | Length                                    |        | Part Number |            | Fits Diameter |       |
|                | in.                                       | mm.    | Flat        | Pre-Coiled | in.           | mm.   |
| Flat Micro-Max | 8.125                                     | 206.38 | 601-700     | 601-701    | .88           | 22.4  |
| Flat Micro-Max | 14.25                                     | 361.95 | 601-702     | 601-703    | 1.8           | 45.72 |

| Cable Pull Strength for Band-Master ATS® Micro-Max Bands |                 |            |      |                |      |                    |                     |
|----------------------------------------------------------|-----------------|------------|------|----------------|------|--------------------|---------------------|
| Name                                                     | Material Type   | Band Width |      | Band Thickness |      | Calibrated Setting | Cable Pull Strength |
|                                                          |                 | In.        | mm.  | In.            | mm.  |                    |                     |
| Micro-Max                                                | 304 SS 1/2 Hard | .12        | 3.05 | .015           | 0.38 | $132 \pm 3$ lbs    | 160 lbs             |

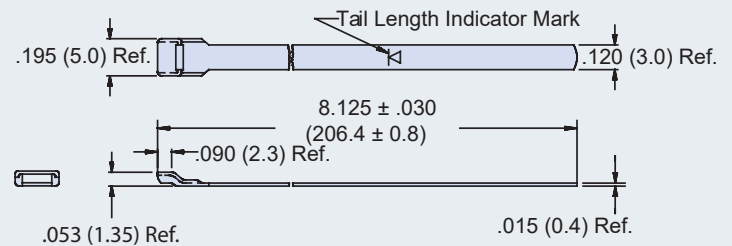
| Knife and Blade and Replacement / Upgrade Kit |                                     |
|-----------------------------------------------|-------------------------------------|
| Tool                                          | Replacement Part Number(s)          |
| 601-129 Micro-Max Hand Banding                | 601-329 Knife and Blade Replacement |



## Micro-Max Bands

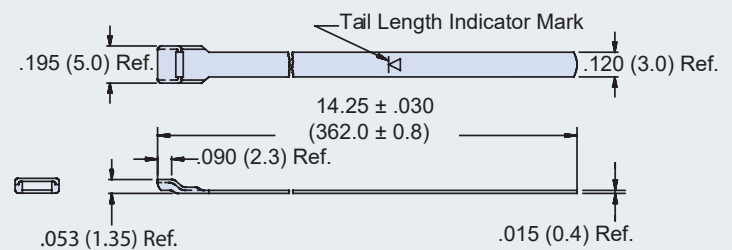
### Flat 601-700 Precoiled 601-701

Micro-Max bands are precision constructed of 300 Series SST passivate IAW AMS 2700. Medium Micro Slim bands are 8.00 inches (203.2) in length and designed for use with the Band-Master ATS® 601-129 hand banding tool. Bands should always be double wrapped and will accommodate diameters up to approximately .88 inches (22.4).



### Long Flat 601-702 Long Precoiled 601-703

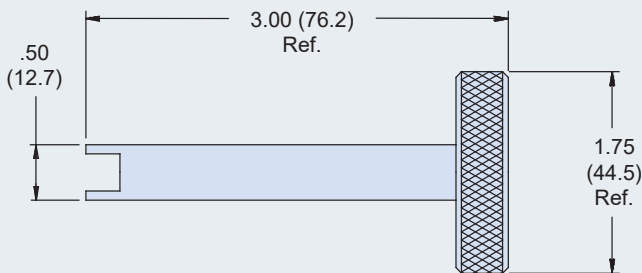
Micro-Max bands are precision constructed of 300 Series SST passivate IAW AMS 2700. Long Micro-Max bands are 14.00 inches (355.60) in length and designed for use with the Band-Master ATS® 601-129 hand banding tool. Bands should always be double wrapped and will accommodate diameters up to approximately 1.88 inches (47.8).



# Band-Master® ATS

## Calibration Tools and Kits

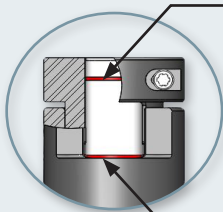
### Calibration Keys and Tension Gauges



#### 601-205 Calibration Key

The **601-205 Calibration Key** is designed for use with 600-058, 600-061, 601-211 and 601-212 manual banding tools. Material is black anodized aluminum alloy. One full turn clockwise will advance the tension range approximately 1.0 - 2.5 lbs, a counter-clockwise turn will decrease tension by the same amount.

#### Verification inspection window



Above tolerance limit stripe (not visible when gauge is in the fixed position)

Below tolerance limit stripe (in view when gauge is in the fixed position)



Note: the band tool is within tolerance if no part of the stripes (above or below) appear in the verification inspection indicator window

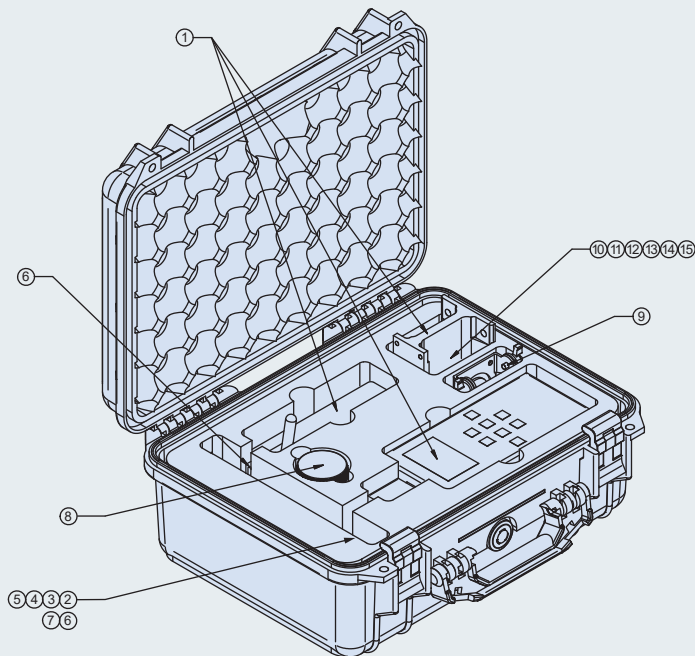
#### 601-211 and 601-212 Tension Gauge

The **601-211 (M81306/1C) and 601-212 (M81306/1D) Tension Gauge** is used to check and calibrate the manual tool to values noted on calibration sticker. Constructed of hardened steel.

| Part No.       | SAE Part No. (Ref) | A<br>+.015 (0.38)<br>-.005 (0.13) | Used with Manual Tool P/N                          |
|----------------|--------------------|-----------------------------------|----------------------------------------------------|
| <b>601-211</b> | M81306/1C          | .460 (11.68)                      | Standard<br>601-100 • 600-058<br>(M81306/1-01 Kit) |
| <b>601-212</b> | M81306/1D          | .360 (9.14)                       | Micro<br>601-101 • 600-061<br>(M81306/1-02 Kit)    |
| <b>601-205</b> | M81306/1E          | N/A                               | Both                                               |



## Calibration Kits



### 601-200 Calibration Kit For All Banding Tools

**The 601-200 Calibration Kit** includes:

1. 601-200-3 calibration device
2. Fifty 601-203 Micro test bands
3. Fifty 601-202 Standard test bands
4. Fifty 601-217 Nano test bands
5. Fifty 601-224 Slim Standard test bands
6. Fifty 601-227 Micro Slim test bands
7. Fifty 601-230 Micro-Max test bands
8. 601-205 calibration adjustment key
9. Adjustable mounting bracket for meter
10. 601-218 tool adapter for 600-058
11. 601-219 tool adapter for 600-067
12. 601-220 tool adapter for 600-061, 600-068
13. 601-223 tool adapter for 601-109, 601-110, 601-100, 601-106
14. 601-225 tool adapter for 601-101, 601-107, 601-122, 601-123, 601-129, 601-130
15. 601-226 Tool adapter for 601-108 and 601-118

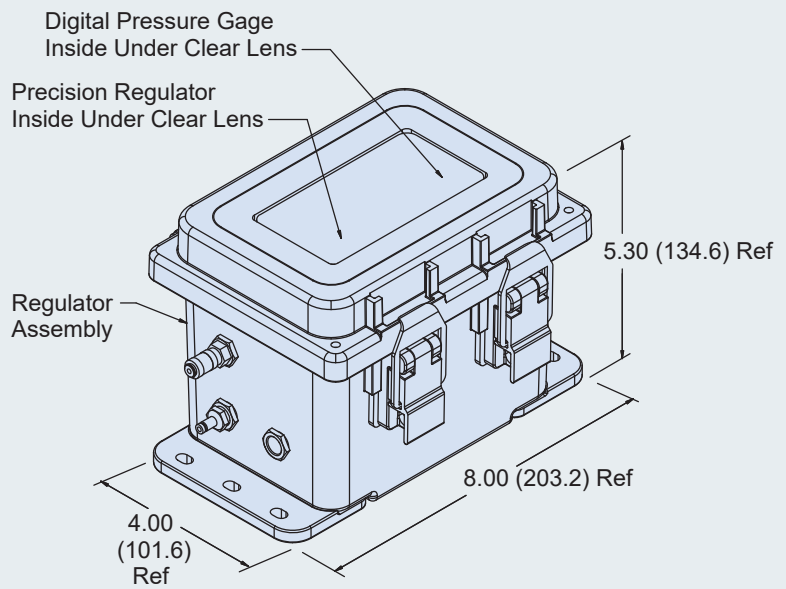
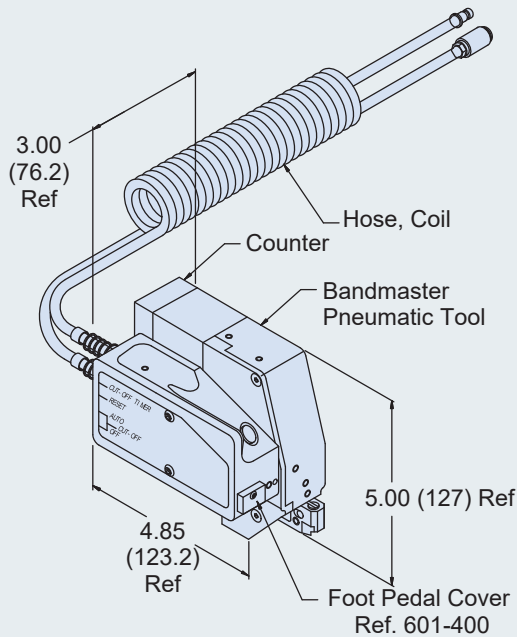


Range of the calibration device is 0 to 500 lbs, and accuracy is calibrated to  $\pm 1$  lbs. at factory. Digital readout in .1 lb. increments. Meter supplied with RS-232 serial communication port. Serial/USB adapter cable included.

# Band-Master® ATS

## Pneumatic Banding Tools

### Pneumatic Banding Tools



| Pneumatic Banding Tool Replacement Blade and Knife |                         |
|----------------------------------------------------|-------------------------|
| Pneumatic Tool                                     | Knife and Blade Kit P/N |
| 601-106 Standard Pneumatic                         | 601-330                 |
| 601-110 Slim Standard Pneumatic                    | 601-331                 |
| 601-107 Micro Pneumatic                            | 601-329                 |
| 601-123 Micro Slim Pneumatic                       | 601-328                 |
| 601-130 Micro-Max Pneumatic                        | 601-329                 |
| 601-118 Nano Pneumatic                             | 601-332                 |

See tool descriptions on following page





## **Pneumatic Banding Tools**

---

### **High-Volume Pneumatic Bench-Mount Units and Calibration Kits Available for Standard, Micro, Nano and Slim Band Termination Systems**

#### **601-106 Standard Pneumatic Banding Tool with Counter**

**The 601-106 Standard Pneumatic Banding Tool** accommodates 601-005, 601-006, 601-040, 601-041, 601-049, 601-050, 601-052 and 601-054 standard quarter inch bands in a tension range of from 100-180 lbs. Calibrate at  $150 \pm 5$  lbs for most shield terminations. Weight of the tool is 2.52 lbs (1.14 Kg); the control box weighs 3.51 lbs (1.59 Kg). Includes 601-400 foot pedal.

#### **601-110 Slim Standard Pneumatic Banding Tool with Counter**

**The 601-110 Slim Standard Pneumatic Banding Tool** accommodates 601-024, 601-025, 600-057 and 600-059 quarter inch Slim Standard bands. Approximate tension range of 30-80 lbs. Calibrate at  $100 \pm 3$  lbs of linear pull. Weight of the tool is 2.52 lbs (1.14 Kg); the control box weighs 3.51 lbs (1.59 Kg). Includes 601-400 foot pedal.

#### **601-107 Micro Pneumatic Banding Tool with Counter**

**The 601-107 Micro Pneumatic Banding Tool** accommodates 601-024, 601-025, 601-060, 601-061, 601-064, 601-065, 600-057, and 600-059 eighth inch Micro Bands in a tension range of from 60 to 90 lbs. Calibrate at  $80 \pm 5$  lbs for most shield terminations. Weight of the tool is 2.52 lbs (1.14 Kg); the control box weighs 3.51 lbs (1.59 Kg). Includes 601-400 foot pedal.

#### **601-123 Micro Slim Pneumatic Banding Tool with Counter**

**The 601-123 Micro Slim Pneumatic Banding Tool** accommodates 601-600, 601-601, 601-602, 601-603 Micro Slim bands. Approximate tension range of 60-90 lbs. Calibrate at  $82 \pm 3$  lbs for most shield terminations. Tool Weight is 2.52 lbs (1.14 Kg); the control box weighs 3.51 lbs (1.59 Kg). Includes 601-400 foot pedal.

#### **601-130 Micro-Max Pneumatic Banding Tool with Counter**

**The 601-130 Micro-Max Pneumatic Banding Tool** accommodates 601-700, 601-701, 601-702, and 601-703 Micro-Max bands. Approximate tension range of 100-180 lbs. Calibrate at  $132 \pm 3$  lbs for most shield terminations. Tool Weight is 2.52 lbs (1.14 Kg); the control box weighs 3.51 lbs (1.59 Kg). Includes 601-400 foot pedal.

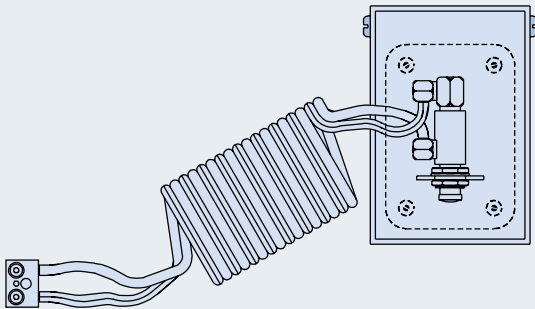
#### **601-118 Nano Pneumatic Banding Tool with Counter**

**The 601-118 Nano Pneumatic Banding Tool** accommodates 601-570, 601-571, 601-572, and 601-573 Nano bands. Approximate tension range of 25-90 lbs. Calibrate at  $50 \pm 3$  lbs of linear pull. Weight of the tool is 2.52 lbs (1.14 Kg); the control box weighs 3.51 lbs (1.59 Kg). Includes 601-400 foot pedal.

# Band-Master® ATS

## Manual and Pneumatic Tool Accessories

### Accessories



#### 601-400 Foot Pedal Control for 601-106, 601-107, 601-110 and 601-118 Pneumatic Banding Tools

*The 601-400 Foot Pedal Control* frees both hands to help assure more accurate, reliable and faster shield terminations.



#### 601-401 Pneumatic Tool Balancer

*The 601-401 Tool Balancer* for use with pneumatic banding tools 601-104, 601-105, 601-106, 601-107. Load capacity, 1.5 (0.5 kg) to 3.0 Lbs (1.4 kg). Cable length, 6 ft (1.8 m). Reel weight, 1.3 Lbs (0.6 Kg). Pneumatic tool head weight, 2.52 Lbs (1.14 Kg)



#### 600-164 Utility Shears


*The 600-164 Large Broad Utility Shear* for cutting amberstrand® and braided metal shielding also cuts rubber, cable jacketing, cable, plastics and rope. Weight: 0.55 Pounds, Shear Cut Length: 2.000.

#### Recommended AmberStrand® Cutting Procedure

Note: When cutting braid, both metal and especially composite, open cutter blades to allow the full 2" cut. Place braid all the way back onto blades as shown.

# Band-MasterATS®

## Shield Termination Assembly Process



### 1 Calibration Access Plug

### 2 Tensioning Lever:

Squeeze with short gentle strokes to tighten band to the proper tension. Lever will lock to **3 Handle** with final full stroke.

### 4 Cut-Off Lever:

Squeeze to lock band buckle and trim excess band material.

### 5 Cycle Counter

### 6 Band Insertion and Release Lever:

Depress lever to insert or release band from tool.

### 7 Serial Number


### 8 Tension Release Lever

### NOTES:

1. Use only genuine Band-Master ATS® bands. Other manufacturer's bands may damage tool.
2. Use only .240" wide bands with 601-100 tool and .120" wide bands with 601-101 tool.

### Video Training Series At:

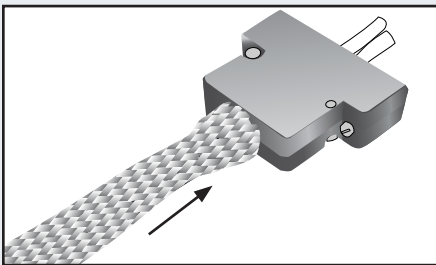
<http://www.glenair.com/bandmaster/index.htm>



### Step 1

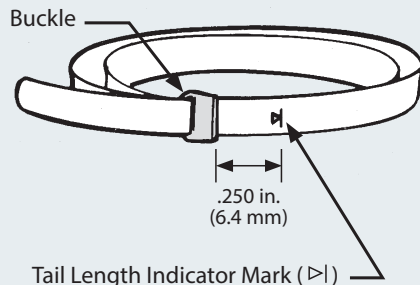
Prepare Cable Braid for termination process

**NOTE:** Complete banding on an unfixtured cable assembly. Terminating a band to a clamped or fixtured cable will affect the applied forces and interfere with the cut-off operation. The cut-off operation causes a rotation of the band termination in order to lock the band.



### Step 2

Push braid forward over banding platform. Milk braid as required to remove slack and ensure a snug fit around the shield termination area.



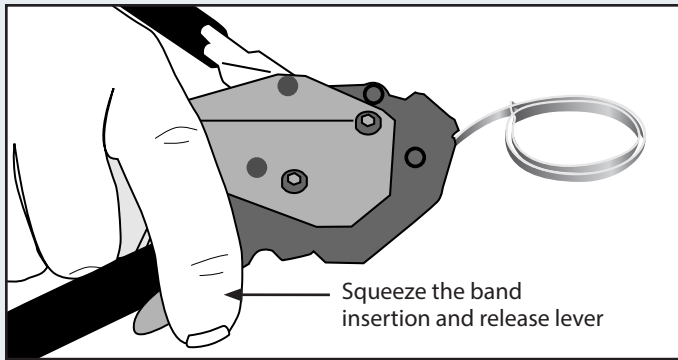
### Step 3

Double-wrap the band prior to use:

**NOTE:** Due to connector/adaptor circumference, it may be necessary to double-coil the band in place around the cable or termination area.

A. Loop/insert the leading edge of band through the buckle slot twice. (Bands *must* be double-wrapped.)

B. Tighten the coil until the indicator mark (▷) is approximately .250 inches (6.4) shy of the buckle slot (see illustration at left). This will ensure sufficient band tail length for insertion into tool.



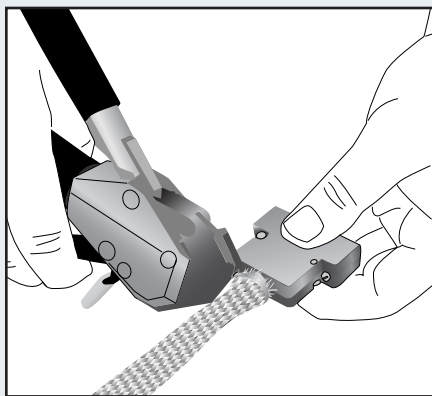
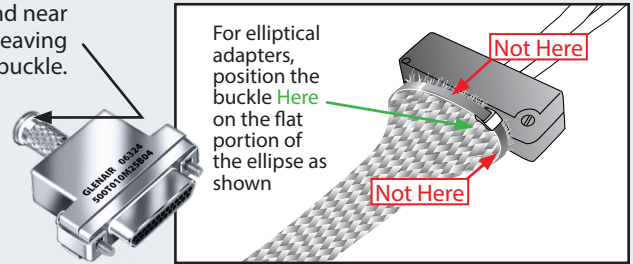
### Step 4

Depress the band insertion and release lever (6), and insert the working end of the band into the front end opening of the tool, with the loop positioned outward as shown.

### Step 5

The band termination area on all backshells is wider than the band. Position the band near the rear lip of the banding platform, allowing room for the buckle. For elliptical cable entries position the buckle off center of the peak of the circle. Failure to follow these guidelines will result in poor performance.

Position the band near the rear lip leaving room for buckle.



### Step 6

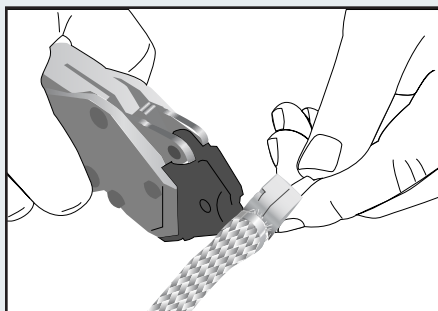
Contract the band with the tensioning lever (2) using short, even strokes. As the band contracts firmly on the termination area, pull a full stroke to lock the lever against the main tool handle which will indicate the band is compressed to the proper tension.

**NOTE:** *Overly rapid tightening of the band may result in uneven compression. If alignment of the band and shield is unsatisfactory, tension can be relaxed by pulling up on the tensioning lever (2) and then pushing the tension release lever (8) forward. Make adjustments as necessary and finish tightening with tensioning lever (2) as described above.*

### Step 7

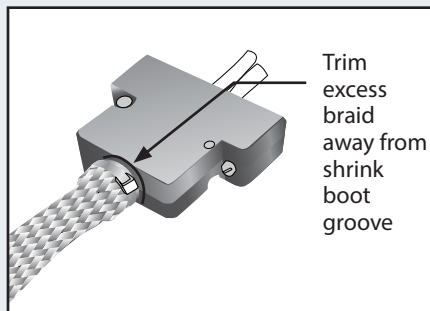
Complete the clamping process by depressing the cut-off lever (4), allowing band and cable to rotate slightly. Pull up the release lever (6) to remove excess band for disposal.

**NOTE:** *Always band on an unfixtured connector/cable assembly.*



### Step 8


Trim away excess braid from the forward groove, particularly if a shrink boot is to be applied to the assembly.



### Step 9

Visually inspect shield termination for problems.

**NOTE:** *Band can be removed by lifting the buckle with a screwdriver or diagonal cutters.*



# Band-MasterATS®

## Band Overview and Performance Matrix

| Criteria                                        | Standard                                                         | Slim Standard                                   | Micro                                           | Micro Slim                                      | Nano                                            | Micro-Max                                       |
|-------------------------------------------------|------------------------------------------------------------------|-------------------------------------------------|-------------------------------------------------|-------------------------------------------------|-------------------------------------------------|-------------------------------------------------|
| Material                                        | 304 SS                                                           | 304 SS                                          | 304 SS                                          | 304 SS                                          | 304 SS                                          | 304 SS                                          |
| Part Numbers (flat)                             | 601-005 (9")<br>601-040 (14")<br>601-049 (18")                   | 601-570 (9")<br>601-572 (14")                   | 601-024 (5")<br>601-060 (8")<br>601-064 (14")   | 601-600 (8")<br>601-602 (14")                   | 601-500 (6")<br>601-504 (9")<br>601-508 (14")   | 601-700 (8")<br>601-702 (14")                   |
| Part Numbers (precoiled)                        | 601-006 (9")<br>601-041 (14")<br>601-050 (18")                   | 601-571 (9")<br>601-573 (14")                   | 601-025 (5")<br>601-061 (8")<br>601-065 (14")   | 601-601 (8")<br>601-603 (14")                   | 601-501 (6")<br>601-505 (9")<br>601-509 (14")   | 601-701 (8")<br>601-703 (14")                   |
| Lengths (inch)                                  | 9", 14" and 18"                                                  | 9" and 14"                                      | 5", 8" and 14"                                  | 8" and 14"                                      | 6", 9" and 14"                                  | 8" and 14"                                      |
| Fits Diameters (inch)                           | .30" to 2.5"                                                     | .30" to 1.8"                                    | .15" to 1.8"                                    | .15" to 1.9"                                    | .08" to 1.8"                                    | .15" to 1.8"                                    |
| Width (inch)                                    | .24"                                                             | .24"                                            | .12"                                            | .12"                                            | .075"                                           | .12"                                            |
| Thickness (inch)                                | .02"                                                             | .01"                                            | .015"                                           | .01"                                            | .01"                                            | .015"                                           |
| Weight before installation (grams)              | 14" is 9.06 g                                                    | 14" is 4.46 g                                   | 8" is 1.76 g                                    | 8" is 1.16 g                                    | 9" is .84 g                                     | 8" is 1.80 g                                    |
| Tooling Information                             |                                                                  |                                                 |                                                 |                                                 |                                                 |                                                 |
| Hand Tool Part Number                           | 601-100                                                          | 601-109                                         | 601-101                                         | 601-122                                         | 601-108                                         | 601-129                                         |
| Pneumatic Tool Part Number                      | 601-106                                                          | 601-110                                         | 601-107                                         | 601-123                                         | 601-118                                         | 601-130                                         |
| Recommended Tool Setting                        | 150 ±5 lbs.                                                      | 100 ± 3 lbs.                                    | 80 ±5 lbs.                                      | 82 ± 3 lbs.                                     | 50 ±3 lbs.                                      | 132 ± 3 lbs                                     |
| Performance Data                                |                                                                  |                                                 |                                                 |                                                 |                                                 |                                                 |
| Termination Resistance (mΩ)                     | 0.082                                                            | 0.083                                           | 0.087                                           | 0.085                                           | 0.155                                           | 0.080                                           |
| Termination Construction                        | Ni/Al backshell<br>Size 25, Tin Copper<br>Braid                  | Ni/Al backshell<br>Size 25, Tin Copper<br>Braid | Ni/Al backshell<br>Size 15, Tin Copper<br>Braid | Ni/Al backshell<br>Size 15, Tin Copper<br>Braid | Ni/Al backshell<br>Size 16, Tin Copper<br>Braid | Ni/Al backshell<br>Size 15, Tin Copper<br>Braid |
| Avg. Single Junction Resistance (mΩ)            | 0.42                                                             | 0.532                                           | 0.382                                           | 0.235                                           | 0.613                                           | .170                                            |
| Cable Pull Out (pounds)                         | 160 lbs.                                                         | 150 lbs.                                        | 80 lbs.                                         | 80 lbs.                                         | 50 lbs.                                         | 160 lbs                                         |
| Clamping Tension (pounds)                       | 100 to 180 lbs.                                                  | 50 to 100 lbs.                                  | 50 to 85 lbs.                                   | 80 to 86 lbs.                                   | 20 to 50 lbs.                                   | 100 to 180 lbs.                                 |
| Associated Test Report (Available Upon Request) | Test Report<br>GT-14-75                                          | Test Report<br>GT-14-75                         | Test Report<br>NTS 978-7382                     | Test Report<br>GT-20-258                        | Test Report<br>NTS PR021798                     | Test Report<br>GT-22-188                        |
| Mil-Spec (85049)                                | Yes                                                              | No                                              | Yes                                             | No                                              | No                                              | No                                              |
| Random Vibration                                | 46 grms at +175°C 8 hrs each axis, EIA-364-28E cond. V, letter K |                                                 |                                                 |                                                 |                                                 |                                                 |
| Thermal Shock                                   | -65°C to +200°C 5 cycles                                         |                                                 |                                                 |                                                 |                                                 |                                                 |
| Temperature Life                                | 1,000 hrs at +200°C                                              |                                                 |                                                 |                                                 |                                                 |                                                 |

HEAVY-DUTY

# Interconnect Assembly Tools

The right tool for every interconnect  
assembly requirement



**BandMaster™ ATS EMI/RFI  
Shield Termination System**



**Backshell-to-Connector  
Assembly Tools**

**G**lenair offers its connector and connector accessory customers every convenience in the provision of contact termination, shield termination, and backshell-to-connector assembly tooling. We are also proud to offer branded solutions from other well-known tool manufacturers such as Daniels (DMC) crimp tools. From pneumatic Earth-Bond tooling for the rail industry, to fiber optic termination and test equipment, Glenair is your most knowledgeable and reliable source for special-purpose interconnect assembly tooling.



*Out of This World*  
**INTERCONNECT  
SOLUTIONS**

**Glenair, Inc.**

1211 Air Way • Glendale, California • 91201-2497

Telephone: 818-247-6000 • Fax: 818-500-9912 • sales@glenair.com

**www.glenair.com**

**Glenair Power  
Products Group**

860 N. Main Street Extension  
Wallingford, CT  
06492

Telephone:  
203-741-1115  
Facsimile:  
203-741-0053  
sales@glenair.com

**Glenair UK Ltd**

40 Lower Oakham Way  
Oakham Business Park  
P.O. Box 37, Mansfield  
Notts, NG18 5BY England

Telephone:  
+44-1623-638100  
Facsimile:  
+44-1623-638111  
sales@glenair.co.uk

**Glenair Microway Systems**

7000 North Lawndale Avenue  
Lincolnwood, IL  
60712

Telephone:  
847-679-8833  
Facsimile:  
847-679-8849

**Glenair Nordic AB**

Gustav III : S Boulevard 46  
SE-169 27 Solna  
Sweden

Telephone:  
+46-8-50550000  
sales@glenair.se

**Glenair Electric GmbH**

Schaberweg 28  
61348 Bad Homburg  
Germany

Telephone:  
06172 / 68 16 0  
Facsimile:  
06172 / 68 16 90  
info@glenair.de

**Glenair Iberica**

C/ La Vega, 16  
45612 Velada  
Spain

Telephone:  
+34-925-89-29-88  
Facsimile:  
+34-925-89-29-87  
sales@glenair.es

**Glenair Italia S.p.A.**

Via Del Lavoro, 7  
40057 Quarto Inferiore –  
Granarolo dell'Emilia  
Bologna, Italy

Telephone:  
+39-051-782811  
Facsimile:  
+39-051-782259  
info@glenair.it

**Glenair France SARL**

7, Avenue Parmentier  
Immeuble Central Parc #2  
31200 Toulouse  
France

Telephone:  
+33-5-34-40-97-40  
Facsimile:  
+33-5-61-47-86-10  
sales@glenair.fr

**Glenair Korea**

B-1304 Gunpo IT Valley  
148 Gosan-Ro, Gunpo-Si  
Kyunggi-Do, Korea  
435-733

Telephone:  
+82-31-8068-1090  
Facsimile:  
+82-31-8068-1092  
sales@glenair.kr