



# Eye-Beam® GLT Expanded Beam Fiber Optic Connection System

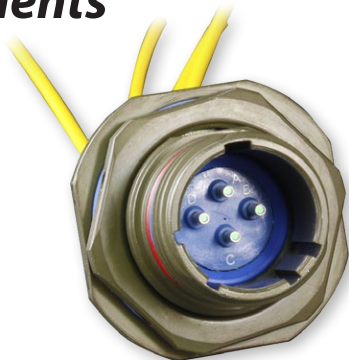


Eye-Beam® GLT Expanded Beam fiber optic terminus integrated into ruggedized reverse-bayonet power connectors

- All the benefits of an expanded beam connection system built into a versatile F/O terminus
- Factory-terminated F/O Eye-Beam® GLT terminus easily integrated into any connector package
- Innovative expanded beam lens terminus expands signal 27X from a standard 9.3 micron fiber core
- Revolutionary design delivers low dB loss (1.5 dB multimode, 2.0 dB singlemode untuned) performance while reducing maintenance, inspection and test costs
- Ultra-high precision ceramic sleeves and custom designed terminus bodies ensure axial alignment

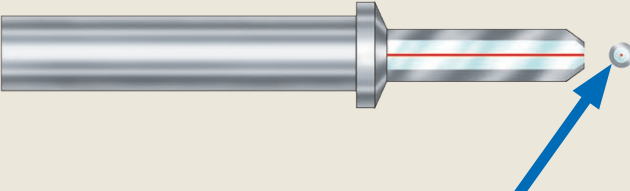
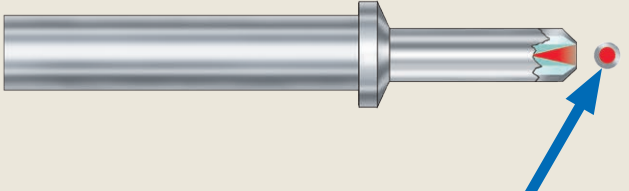
**Innovative expanded beam terminus deliver optimal performance in harsh environments**

E



Eye-Beam® GLT Expanded Beam fiber optic terminus can be integrated into virtually any circular or rectangular connector package. Factory terminated lens pin terminus and lens socket terminus on cable jumpers allow for easy fusion splicing in the field.

Comparison of standard butt-joint fiber optic terminus to Eye-Beam® GLT expanded beam fiber optic terminus

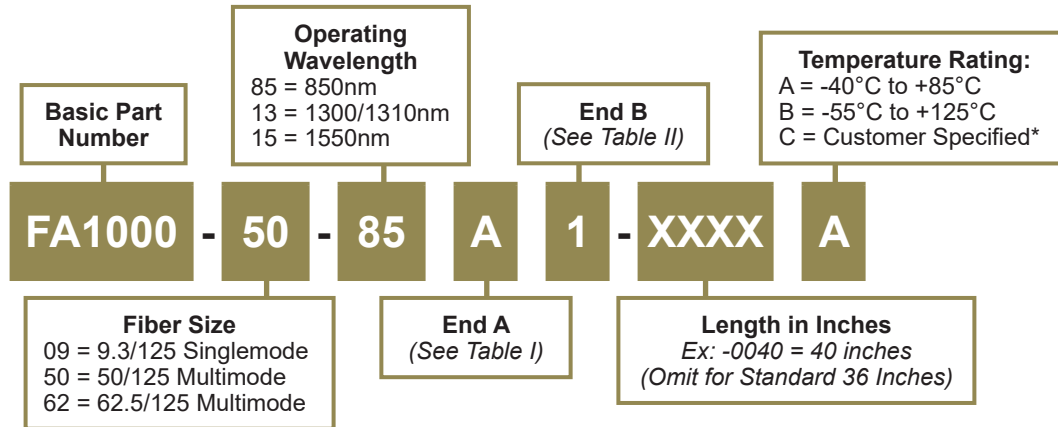
<p style="color: #0070C0; font-weight: bold; text-align: center;"><i>Butt-Joint Fiber Optic Terminus</i></p>  <p style="font-size: 0.8em;">9.3 micron fiber core Fiber surfaces exposed and susceptible to damage Must be cleaned prior to mating</p>	<p style="color: #0070C0; font-weight: bold; text-align: center;"><i>Eye-Beam® GLT Expanded Beam Fiber Optic Terminus</i></p>  <p style="font-size: 0.8em;">9.3 micron core expanded 27X Fiber surfaces protected from contamination Lens surface easy to clean</p>
--	---

# Eye-Beam® GLT Expanded Beam Fiber Optic Connection System



## How To Order factory terminated Eye-Beam® GLT jumpers

1. Eye-Beam® GLT system part numbers begin with the FA1000 Basic Part Number
2. Select fiber size (Consult factory for additional options)
3. Select operating wavelength
4. Select jumper cable configuration. Jumpers are supplied standard with 36 inches of fiber cable. Specific lengths available in part number breakdown as shown below.



Designator	Description	Connector Series
A	M29504/04 Style Pin (181-070)	MIL-DTL-38999 Series III
	Mighty Mouse Size 16 Pin (181-070)	Series 80 Mighty Mouse
B	M29504/05 Style Socket (181-071)	MIL-DTL-38999 Series III
C	M29504/14 Style Pin (181-095)	MIL-PRF-28876
D	M29504/15 Style Socket (181-096)	MIL-PRF-28876
F	Mighty Mouse Size 16 Socket (181-083)	Series 80 Mighty Mouse
G	GFR Pin (181-082)	Glenair GFR System
H	GFR Socket (181-081)	Glenair GFR System

A	M29504/04 Style Pin (181-070)
	Mighty Mouse Size 16 Pin (181-070)
B	M29504/05 Style Socket (181-071)
C	M29504/14 Style Pin (181-095)
D	M29504/15 Style Socket (181-096)
F	Mighty Mouse Size 16 Socket (181-083)
G	GFR Pin (181-082)
H	GFR Socket (181-081)
1	LC Connector
2	LC APC Connector
3	FC Connector
4	FC APC Connector
5	ST Connector
6	SC Connector
7	SMA 905 Connector
8	SMA 906 Connector
9	Customer Specified*

Length	Tolerance
5 in, up to 2 ft	+1/-0 in
Over 2 ft, up to 10 ft	+3/-0 in
Over 10 ft, up to 50 ft	+6/-0 in
Over 50 ft, up to 100 ft	+1/-0 ft
Over 100 ft	+2/-0 ft

**Notes**  
 Optical performance: Insertion loss to be less than 2.0 dB when measured at 1310 nm or 1550 nm wavelength for singlemode, or when measured at 850 nm or 1300 nm for multimode.  
 \* For customer-specific requirements, Glenair will assign a unique part number for the cable assembly

