

LIGHTWEIGHT ArmorLite™ Ground Straps



107-106 75% ArmorLite / 25% Nickel/Copper Braid Configurable Crimp Lugs



HOW TO ORDER								
Sample Part Number	107-106	S	-RD	-64	A	E	-6	S
Product Series	75% / 25% ArmorLite ground strap							
Braid Layers	S = Single D = Double							
Lug Configuration	-SQ = Square Lugs -RD = Radiused Lugs -RA = Right-Angle Lugs -DRU = Double Right-Angle Lugs, Up-Up							
Size Code	12 – 64, See Dimensions Tables							
Lug 1 Hole	A – M, See Table. If two different sized lug holes are required, specify smaller lug hole in this location.							
Lug 2 Hole	A – M, See Table							
Length	In inches							
Insulation Slewing	S = Black sleeving over braid C = Clear sleeving over braid Omit = No sleeving							



GROUND STRAP FEATURES

- For grounding airframe sections, dissipating static build-up in composite structures, dissipating lightning strike energy, and grounding individual moving parts
- Saves weight compared to standard NiCu braid
- Approved for use by major airframe and equipment manufacturers
- Lightweight, durable, configurable crimp lugs: square, radiused, straight, single- and double-right-angle versions
- Available black or clear sleeving over braid

MATERIAL/FINISH

- 75% ArmorLite, stainless steel 316L / nickel plate
25% Copper / nickel plate
- Lugs - Copper / nickel plate per AMS-C-26074
- Sleeving - per M23053 or equivalent

LUG HOLE SIZE CODES		
Hole Size Code	Ø C	Stud Size (Ref.)
A	.114/.122 (2.90/3.10)	#4
B	.142/.152 (3.61/3.86)	#6
C	.168/.178 (4.27/4.52)	#8
D	.193/.203 (4.90/5.16)	#10
E	.260/.275 (6.60/6.99)	1/4
F	.323/.338 (8.20/8.59)	5/16
G	.385/.400 (9.78/10.16)	3/8
H	.448/.463 (11.38/11.76)	7/16
J	.510/.525 (12.95/13.34)	1/2
K	.573/.588 (14.55/14.94)	9/16
L	.651/.666 (16.54/16.92)	5/8
M	.770/.785 (19.56/19.94)	3/4

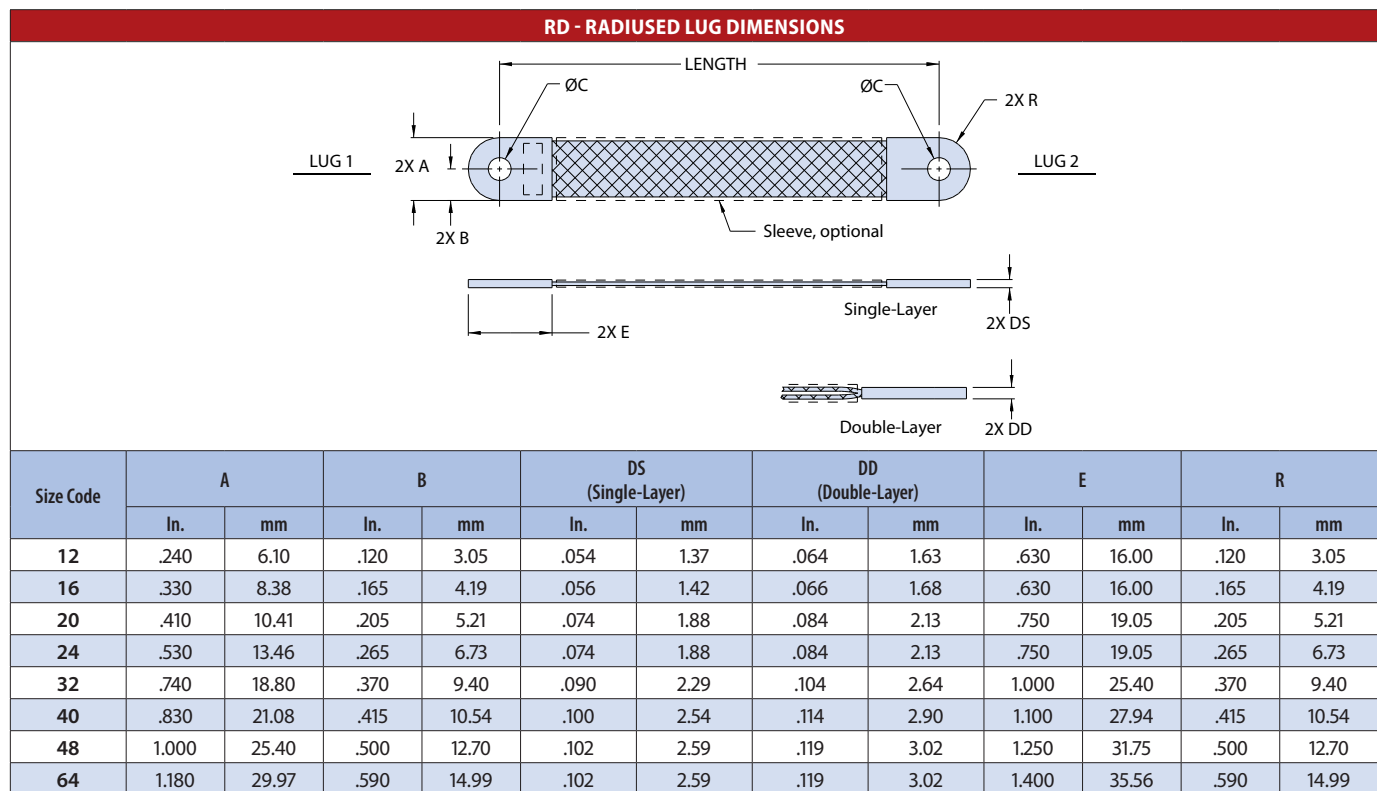
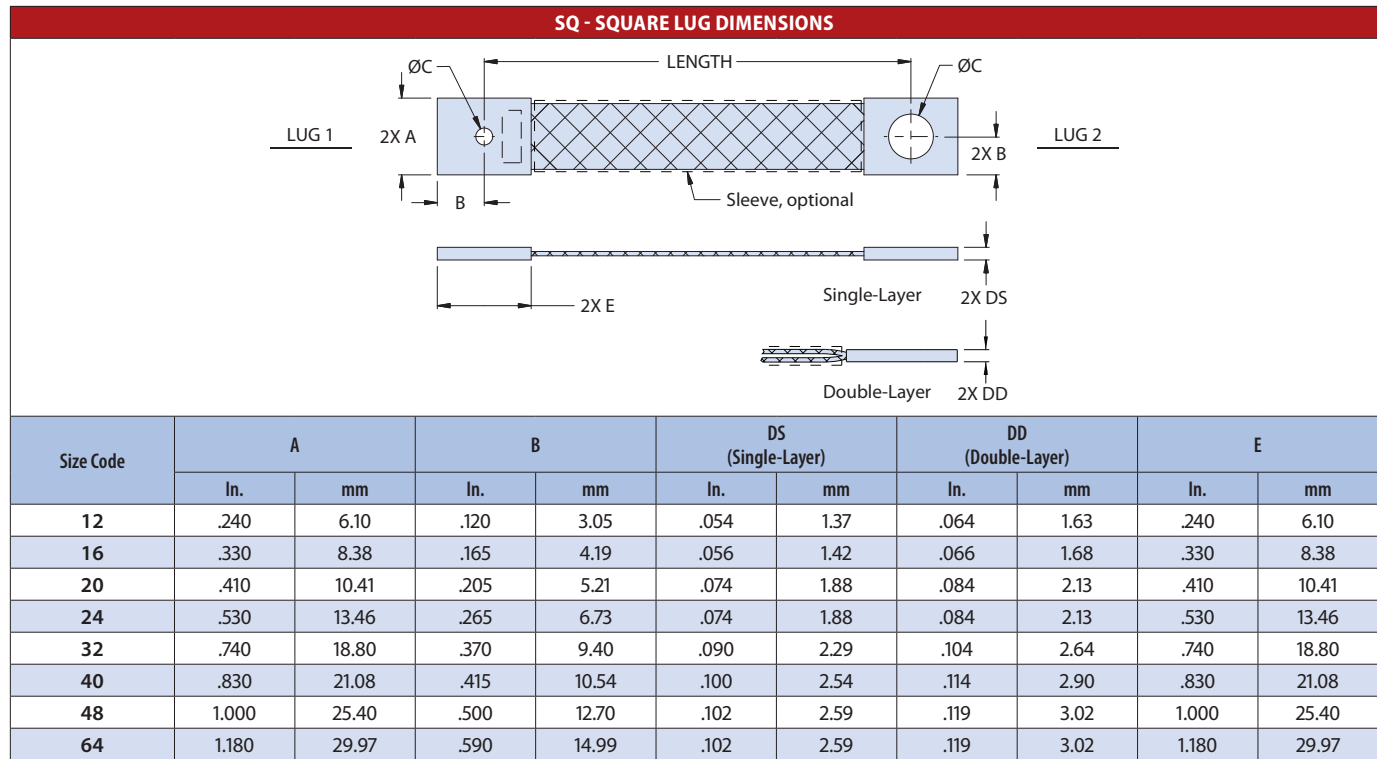
SINGLE-LAYER ARMORLITE GROUND STRAP			
Size Code	Nom. Resistance mOhm/m	Max. Lug Code	Braid Weight (g/m)
12	22.5	B	13.0
16	15.5	D	20.0
20	15.0	E	20.5
24	11.0	F	27.0
32	8.0	G	47.5
40	7.0	J	57.0
48	5.0	L	71.0
64	4.0	M	88.0

DOUBLE-LAYER ARMORLITE GROUND STRAP			
Size Code	Nom. Resistance mOhm/m	Max. Lug Code	Braid Weight (g/m)
12	11.5	B	26.0
16	8.0	D	40.0
20	7.5	E	41.0
24	5.5	F	54.0
32	4.0	G	95.0
40	3.5	J	114.0
48	2.5	L	142.0
64	2.0	M	176.0

NOTES

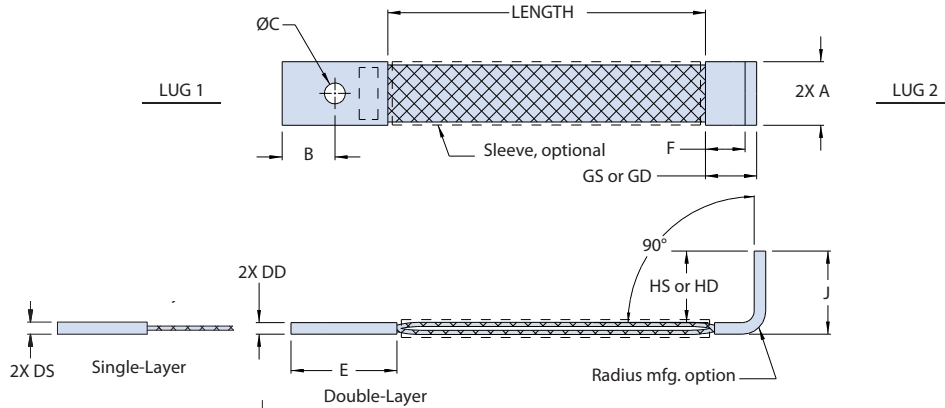
- Lug hole sizes may differ from each other depending on the part number development. Smaller lug hole diameter specified in "Lug 1" location in the part number. (Not applicable for RA right-angle lug configurations)
- Lug holes IAW AS7928
- Length tolerance: ± .250 inches (6.35 mm) up to 12 inches, or ± 2% for lengths > than 12".
- Consult Glenair for Ground Straps with larger cross-sectional area and braid gauge
- Ground Straps identified with Glenair name, P/N, and date code, space permitting

107-106 75% ArmorLite / 25% Nickel/Copper Braid Configurable Crimp Lugs



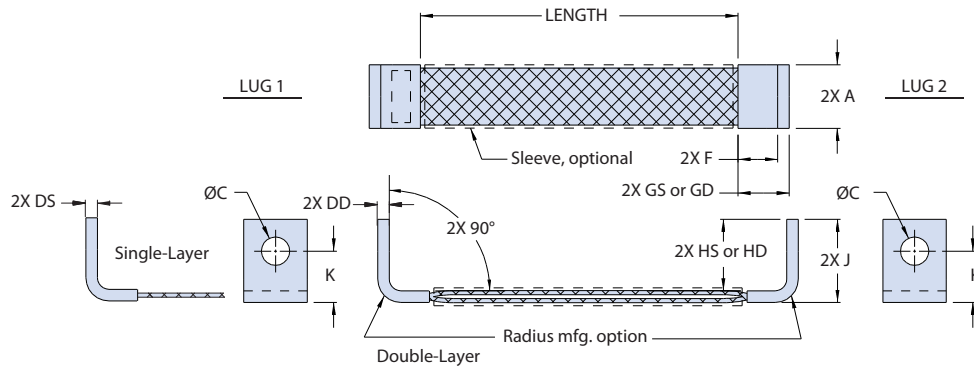
107-106 75% ArmorLite / 25% Nickel/Copper Braid Configurable Crimp Lugs

RA - RIGHT-ANGLE LUG DIMENSIONS



Size Code	A		B		DS		DD		E		F Ref.		GS Ref. (Single-Layer)		GD Ref. (Double-Layer)		HS Ref. (Single-Layer)		HD Ref. (Double-Layer)		J		K Ref.	
	In.	mm	In.	mm	In.	mm	In.	mm	In.	mm	In.	mm	In.	mm	In.	mm	In.	mm	In.	mm	In.	mm	In.	mm
12	.240	6.10	.313	7.95	.054	1.37	.064	1.63	.630	16.00	.375	9.53	.429	10.90	.439	11.15	.600	15.24	.590	14.99	.650	16.51	.500	12.70
16	.330	8.38	.313	7.95	.056	1.42	.066	1.68	.630	16.00	.375	9.53	.431	10.95	.441	11.20	.640	16.26	.630	16.00	.700	17.78	.500	12.70
20	.410	10.41	.375	9.53	.074	1.88	.084	2.13	.750	19.05	.375	9.53	.449	11.40	.459	11.66	.680	17.27	.670	17.02	.750	19.05	.500	12.70
24	.530	13.46	.375	9.53	.074	1.88	.084	2.13	.750	19.05	.375	9.53	.449	11.40	.459	11.66	.830	21.08	.820	20.83	.900	22.86	.625	15.88
32	.740	18.80	.425	10.80	.090	2.29	.104	2.64	.850	21.59	.375	9.53	.465	11.81	.479	12.17	.910	23.11	.900	22.86	1.000	25.40	.625	15.88
40	.830	21.08	.550	13.97	.100	2.54	.114	2.90	1.100	27.94	.500	12.70	.600	15.24	.614	15.60	1.050	26.67	1.040	26.42	1.150	29.21	.750	19.05
48	1.000	25.40	.625	15.88	.102	2.59	.119	3.02	1.250	31.75	.500	12.70	.602	15.29	.619	15.72	1.150	29.21	1.130	28.70	1.250	31.75	.750	19.05
64	1.180	29.97	.700	17.78	.102	2.59	.119	3.02	1.400	35.56	.500	12.70	.602	15.29	.619	15.72	1.250	31.75	1.230	31.24	1.350	34.29	.750	19.05

DRU - DOUBLE RIGHT-ANGLE (UP-UP) LUGS DIMENSIONS



Size Code	A		DS		DD		F Ref.		GS Ref. (Single-Layer)		GD Ref. (Double-Layer)		HS Ref. (Single-Layer)		HD Ref. (Double-Layer)		J		K Ref.	
	In.	mm	In.	mm	In.	mm	In.	mm	In.	mm	In.	mm	In.	mm	In.	mm	In.	mm	In.	mm
12	.240	6.10	.054	1.37	.064	1.63	.375	9.53	.429	10.90	.439	11.15	.600	15.24	.590	14.99	.650	16.51	.500	12.70
16	.330	8.38	.056	1.42	.066	1.68	.375	9.53	.431	10.95	.441	11.20	.640	16.26	.630	16.00	.700	17.78	.500	12.70
20	.410	10.41	.074	1.88	.084	2.13	.375	9.53	.449	11.40	.459	11.66	.680	17.27	.670	17.02	.750	19.05	.500	12.70
24	.530	13.46	.074	1.88	.084	2.13	.375	9.53	.449	11.40	.459	11.66	.830	21.08	.820	20.83	.900	22.86	.625	15.88
32	.740	18.80	.090	2.29	.104	2.64	.375	9.53	.465	11.81	.479	12.17	.910	23.11	.900	22.86	1.000	25.40	.625	15.88
40	.830	21.08	.100	2.54	.114	2.90	.500	12.70	.600	15.24	.614	15.60	1.050	26.67	1.040	26.42	1.150	29.21	.750	19.05
48	1.000	25.40	.102	2.59	.119	3.02	.500	12.70	.602	15.29	.619	15.72	1.150	29.21	1.130	28.70	1.250	31.75	.750	19.05
64	1.180	29.97	.102	2.59	.119	3.02	.500	12.70	.602	15.29	.619	15.72	1.250	31.75	1.230	31.24	1.350	34.29	.750	19.05