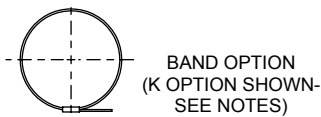
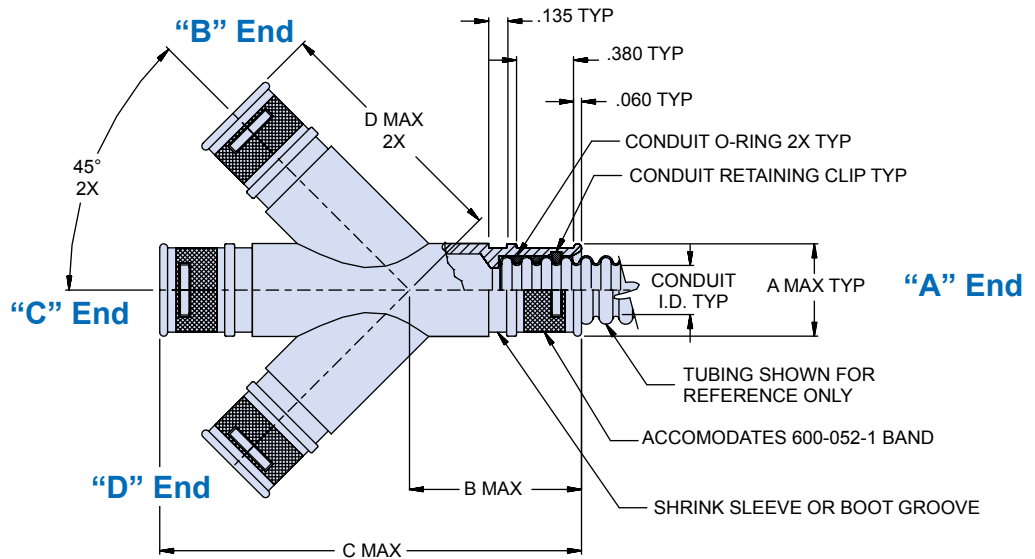
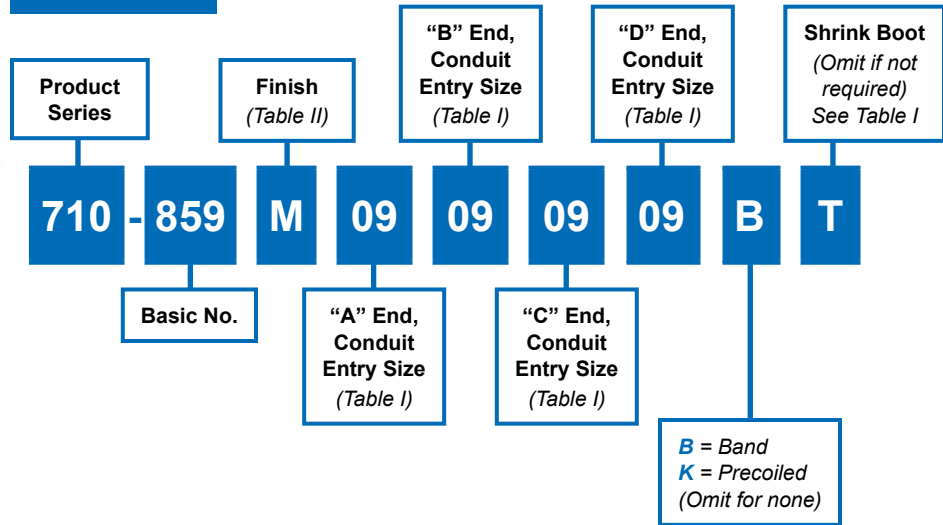


**Direct-attachment Guardian double-Y transition**



**How To Order**



**Material and Finish**

Transition: See Table II  
O-ring: Silicone/NA  
Retaining clip: High-grade engineering thermoplastic/NA

**Tools and Assembly notes**

Conduit retaining clip and conduit O-rings to be supplied unassembled  
Glenair assembly procedure AP74-010 is recommended for adapter to conduit termination  
Glenair 600 Series backshell assembly tools are recommended for assembly and installation

710-859

**Direct Attachment Guardian Double-Y Transition  
For Series 72 Annular Convuluted Tubing**



Series 72  
Guardian

Table I							
Entry Size	A Max	Conduit I.D.		B Max	C Max	D Max	Shrink Boot Ref
		Min	Max				
06	.53 (13.5)	.16 (4.1)	.19 (4.8)	1.033 (26.2)	2.816 (71.5)	1.782 (45.3)	770-001S103
09	.63 (16.0)	.24 (6.1)	.28 (7.1)	1.053 (26.7)	2.950 (74.9)	1.897 (48.2)	770-001S103
12	.73 (18.5)	.33 (8.4)	.37 (9.4)	1.075 (27.3)	3.099 (78.7)	2.024 (51.4)	770-001S104
16	.86 (21.8)	.45 (11.4)	.50 (12.7)	1.102 (28.0)	3.282 (83.4)	2.181 (55.4)	770-001S104
20	.98 (24.9)	.57 (14.5)	.62 (15.7)	1.127 (28.6)	3.452 (87.7)	2.326 (59.1)	770-001S105
24	1.15 (29.2)	.69 (17.5)	.75 (19.1)	1.162 (29.5)	3.693 (93.8)	2.531 (64.3)	770-001S106
28	1.27 (32.3)	.81 (2.6)	.87 (22.1)	1.187 (30.1)	3.868 (98.2)	2.676 (68.0)	770-001S107
32	1.40 (35.6)	.93 (23.6)	1.00 (25.4)	1.214 (30.8)	4.046 (102.8)	2.833 (72.0)	770-001S107
40	1.62 (41.1)	1.18 (3.0)	1.25 (31.8)	1.259 (32.0)	4.357 (110.7)	3.098 (78.7)	770-001S107

Table II		
Sym	Material	Finish Description
M	Aluminum	Electroless Nickel
MT		Nickel-PTFE
NF		Cad/Olive Drab over Electroless Nickel
ZN		Zinc Nickel/Olive Drab over Electroless Nickel
ZNU		Zinc Nickel/Black over Electroless Nickel
ZI	Stainless Steel	Passivate