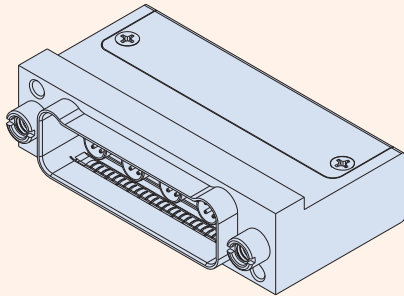


SERIES 792

High-Speed Ultraminiature Rectangular Connectors



792-023P Quadrax Right Angle PCB Receptacle Connectors Epoxy-Sealed 90° PC Tail Quadrax Contacts



Technical Data

Specifications

- Operating temperature: -65 to +175 °C
- Current rating, size 23 contact: 5A
- Current rating, Quadrax contacts: 1.5A
- Voltage rating (DWV): 750 Vac
- Shock: EIA-364-27 condition D
- Vibration: EIA-364-28 condition V, letter E
- Insulation Resistance: 5000 MΩ min.
- Shell-to-shell resistance with EMI spring: 2.5 mΩ max.
- Altitude immersion: 75,000 feet

Construction

- Shell: aluminum alloy
- Metal insert: aluminum, nickel plated
- Insulators: high-grade rigid dielectric
- Interfacial seal: fluorosilicone blend
- Size 23 contacts: copper alloy, 50 microinches gold over nickel plating
- Quadrax contacts
Copper alloy, 50 microinches gold over nickel plating. Insulators: high-grade rigid thermoplastic
- EMI spring: copper alloy, nickel plated
- Hardware: 300 series SST, passivated
- Potting compound: epoxy

Right Angle PCB Quadrax. Ultraminiature. EMI protection. Series 792 Quadrax connectors are intended for aerospace applications relying on 100BASE-T and ARINC 664 protocols. 792-023P connectors feature 90° PCB tail quadrax contacts, machined aluminum shells and environmental protection. Optional EMI spring. Scoop-proof interface for problem-free service. Military-grade performance and construction.

How To Order

	Sample Part Number → 792-023P	D-4P4	MT	E	N
Product	792-023P = Right Angle PCB Receptacle, Quadrax Pin Contacts				
Insert Arrangement	See Table 2				
Shell Finish	M = Electroless Nickel MT = Nickel-PTFE				
EMI Spring	E = EMI spring N = No EMI spring				
Mating Hardware (Table 1)	N = No Hardware P = Jackposts B = Guide Bushings				

Table 1 Hardware Option

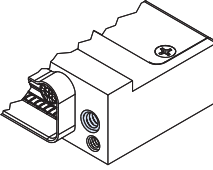
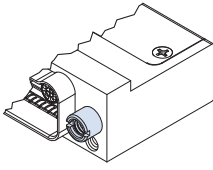

 N No Hardware Blind tapped holes	 P Jackposts 8-32 UNC-2B thread	 B Female Guide Bushings Non-removable
---	--	--

Table 2 Insert Arrangements

Insert arrangement	Number of Contacts		Insert arrangement	Number of Contacts	
	#23	#8		#23	#8
A-1P1, A-1G1*		1	C-9P3	6	3
A-3P1	2	1	D-27P3	24	3
B-23P1	22	1	D-4P4, D-4G4*		4
B-2P2, B-2G2*		2	D-12P4	8	4
B-6P2	4	2	E-45P3	42	3
C-24P2	22	2	E-5P5, E-5G5*		5
C-3P3, C-3G3*		3	E-15P5	10	5

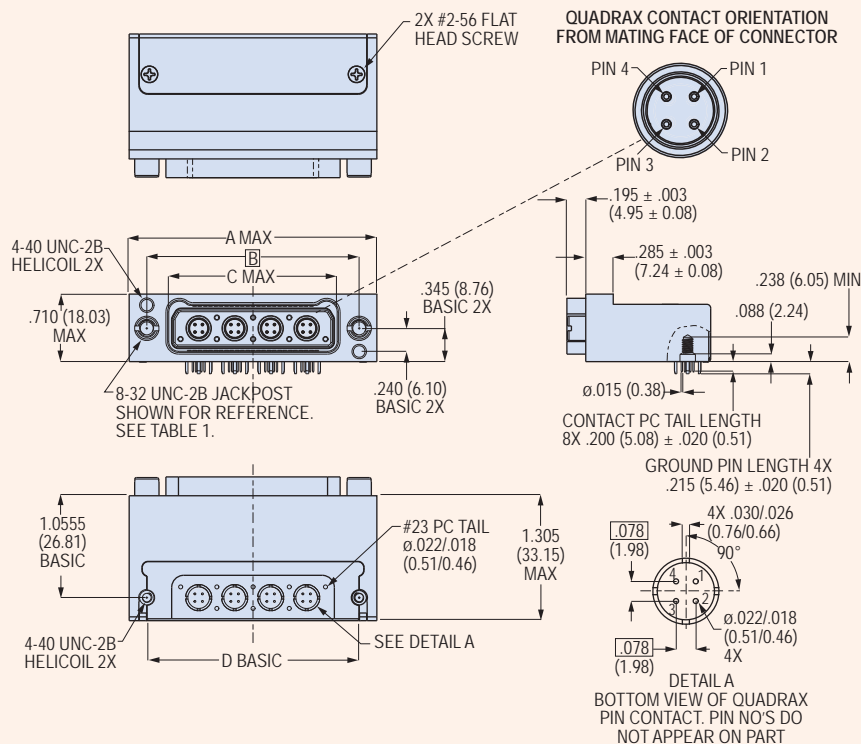
Cavity identification numbers shown are for mating face of plug connectors with socket contacts.

* Insert arrangements with "G" designator are grounded type with metal insert. Insert arrangements with "P" designator have thermoplastic dielectric.

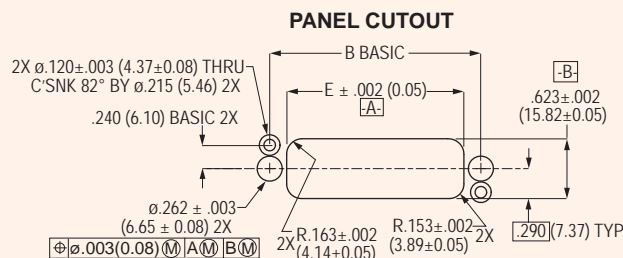
792-023P Quadrax Right Angle PCB Receptacle Connectors Epoxy-Sealed 90° PC Tail Quadrax Contacts

792-023P Dimensions

Shell Size	A Max		B Basic		C Max		D Basic		E ±.002 (0.05)	
	In.	mm.	In.	mm.	In.	mm.	In.	mm.	In.	mm.
A	1.455	36.96	1.075	27.31	.690	17.53	1.075	27.31	.725	18.42
B	1.830	46.48	1.450	36.83	1.065	27.05	1.450	36.83	1.100	27.94
C	2.205	56.01	1.825	46.36	1.440	36.58	1.825	46.36	1.475	37.47
D	2.580	65.53	2.200	55.88	1.815	46.10	2.200	55.88	1.850	46.99
E	2.955	75.06	2.575	65.41	2.190	55.63	2.575	65.41	2.225	56.52



792-023P Panel Cutout



SERIES 792

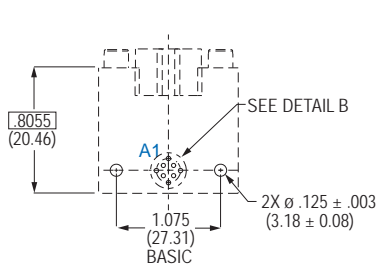
High-Speed Ultraminiature Rectangular Connectors



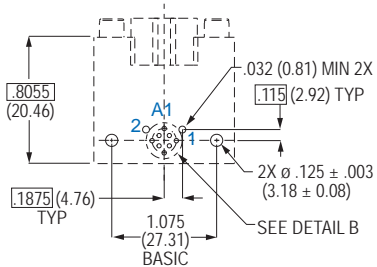
792-023P Quadrax Right Angle PCB Receptacle Connectors

Epoxy-Sealed 90° PC Tail Quadrax Contacts

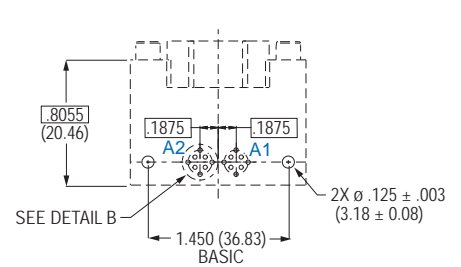
792-023P Printed Circuit Board Layouts



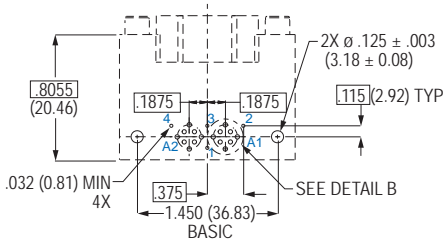
A-1P1, A-1G1



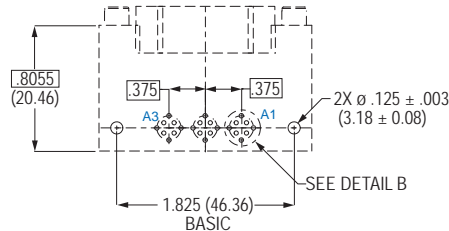
A-3P1



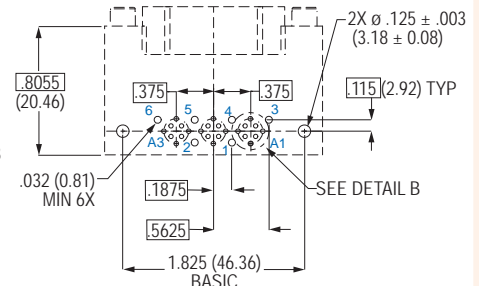
B-2P2, B-2G2



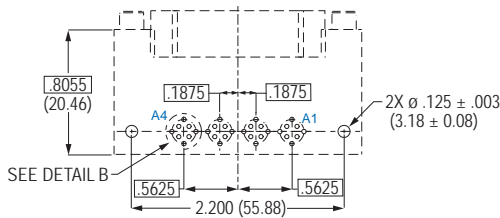
B-6P2



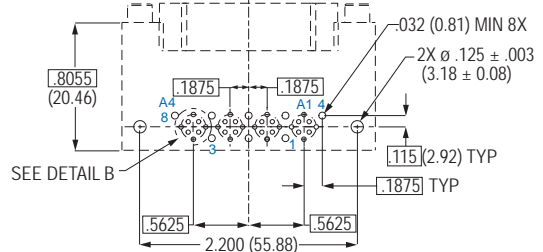
C-3P3, C-3G3



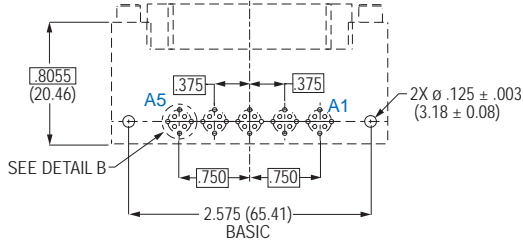
C-9P3



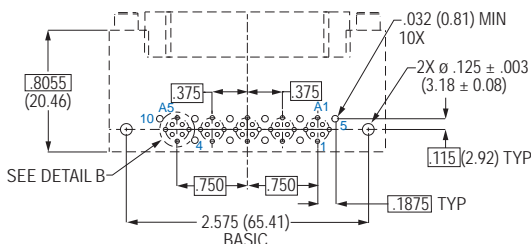
D-4P4, D-4G4



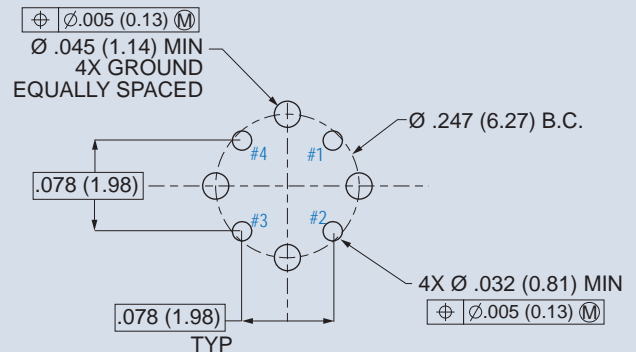
D-12P4



E-5P5, E-5G5



E-15P5



DETAIL B
QUADRAX PIN CONTACT
COMPONENT SIDE OF BOARD