

SERIES 80

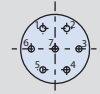
Mighty Mouse Connectors and Cables



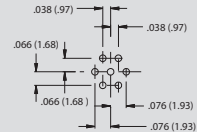
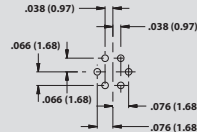
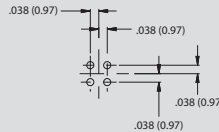
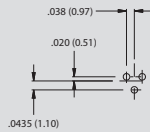
Size 23 Standard Contact Layouts / DWV and PCB Footprints

Size 23 Contact Specifications				Contact Arrangement					
Quantity	Max Current Rating (Amps)	AWG Accepted	VAC DWV	Series 800	Series 801	Series 802	Series 803	Series 804	Series 805
3	5	#22-#28	750	5-3	5-3	5-3	5-3	5-3	N/A
4	5	#22-#28	750	6-4	6-4	6-4	6-4	6-4	8-4
6	5	#22-#28	750	6-6	6-6	6-6	6-6	6-6	8-6
7	5	#22-#28	750	6-7	6-7	6-7	6-7	6-7	8-7
10	5	#22-#28	750	7-10	7-10	7-10	7-10	7-10	9-10
13	5	#22-#28	750	8-13	8-13	8-13	8-13	8-13	10-13
19	5	#22-#28	750	9-19	9-19	9-19	9-19	9-19	11-19
26	5	#22-#28	750	10-26	10-26	10-26	10-26	10-26	12-26
31	5	#22-#28	750	N/A	11-31	N/A	11-31	11-31	13-31
37	5	#22-#28	750	12-37	13-37	12-37	12-37	12-37	15-37
55	5	#22-#28	750	N/A	16-55	14-55	14-55	14-55	18-55
85	5	#22-#28	750	N/A	17-85	15-85	N/A	N/A	19-85
100	5	#22-#28	750	N/A	19-100	19-100	N/A	N/A	21-100
130	5	#22-#28	750	N/A	21-130	21-130	N/A	N/A	23-130

Inert Arrangement Mating Face View of Pin Contacts




PCB Footprint



Series 800, 802, 803, 804	5-3	6-4	6-6	6-7
Series 801	5-3	6-4	6-6	6-7
Series 805	N/A	8-4	8-6	8-7
Contact Size	23	23	23	23
No. of Contacts	3	4	6	7
DWV Voltage (VAC)	750	750	750	750
Current Rating (Amps)	5	5	5	5

General Information and Reference

1. Not available for Series 800 2. Not available for Series 803 or 804




SERIES 80

Mighty Mouse Connectors and Cables

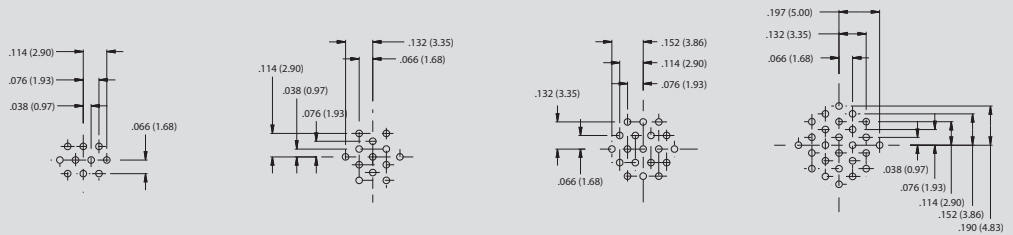


Size 23 Standard Contact Layouts / DWV and PCB Footprints

Inert Arrangement
Mating Face View of Pin Contacts




PCB Footprint




	7-10	8-13	9-19	10-26
Series 800, 802, 803, 804	7-10	8-13	9-19	10-26
Series 801	7-10	8-13	9-19	10-26
Series 805	9-10	10-13	11-19	12-26
Contact Size	23	23	23	23
No. of Contacts	10	13	19	26
DWV Voltage (VAC)	750	750	750	750
Current Rating (Amps)	5	5	5	5


Inert Arrangement
Mating Face View of Pin Contacts



PCB Footprint



	11-31 ¹	12-37
Series 800, 802, 803, 804	11-31 ¹	12-37
Series 801	11-31	13-37
Series 805	13-31	15-37
Contact Size	23	23
No. of Contacts	31	37
DWV Voltage (VAC)	750	750
Current Rating (Amps)	5	5



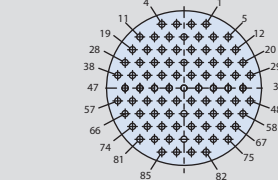
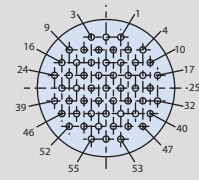
SERIES 80

Mighty Mouse Connectors and Cables

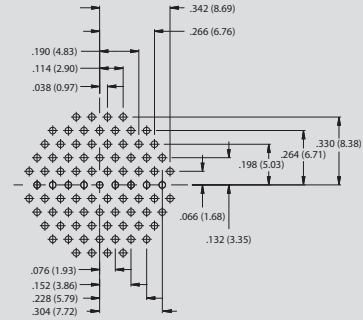
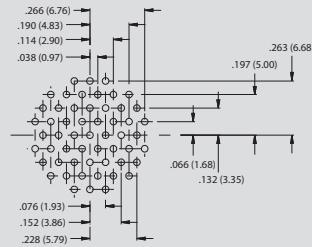


Size 23 Standard Contact Layouts and PCB Footprints

Inert Arrangement
Mating Face View of Pin Contacts




PCB Footprint



Series 800, 802, 803, 804	14-55 ¹	15-85 ^{1,2}
Series 801	16-55	17-85
Series 805	18-55	19-85
Contact Size	23	23
No. of Contacts	55	85
DWV Voltage (VAC)	750	750
Current Rating (Amps)	5	5

General Information and Reference

1. Not available for Series 800 2. Not available for Series 803 or 804

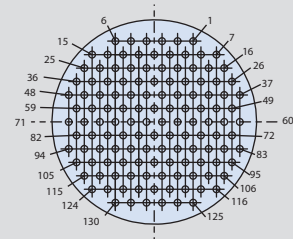
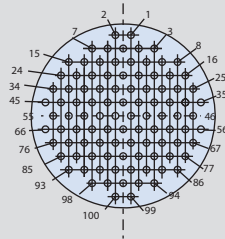


SERIES 80 Mighty Mouse Connectors and Cables

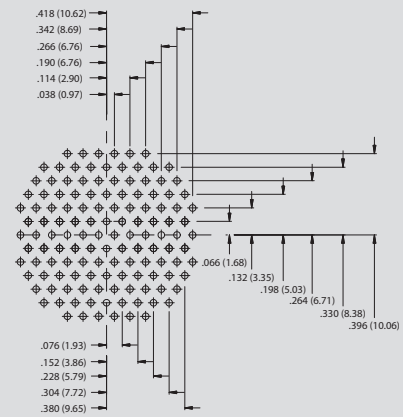
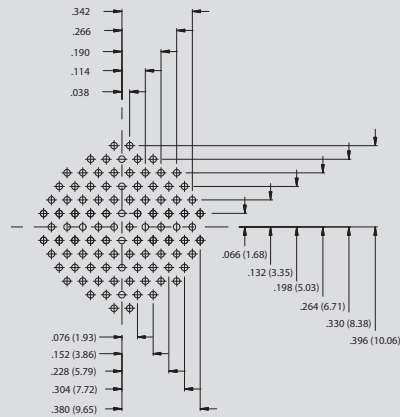
Size 23 Standard Contact Layouts and PCB Footprints



Inert Arrangement
Mating Face View of Pin Contacts



PCB Footprint



Series 800, 802, 803, 804	19-100 ^{1,2}	21-130 ^{1,2}
Series 801	19-100	21-130
Series 805	21-100	23-130
Contact Size	23	23
No. of Contacts	100	130
DWV Voltage (VAC)	750	750
Current Rating (Amps)	5	5

1. Not available for Series 800 2. Not available for Series 803 or 804