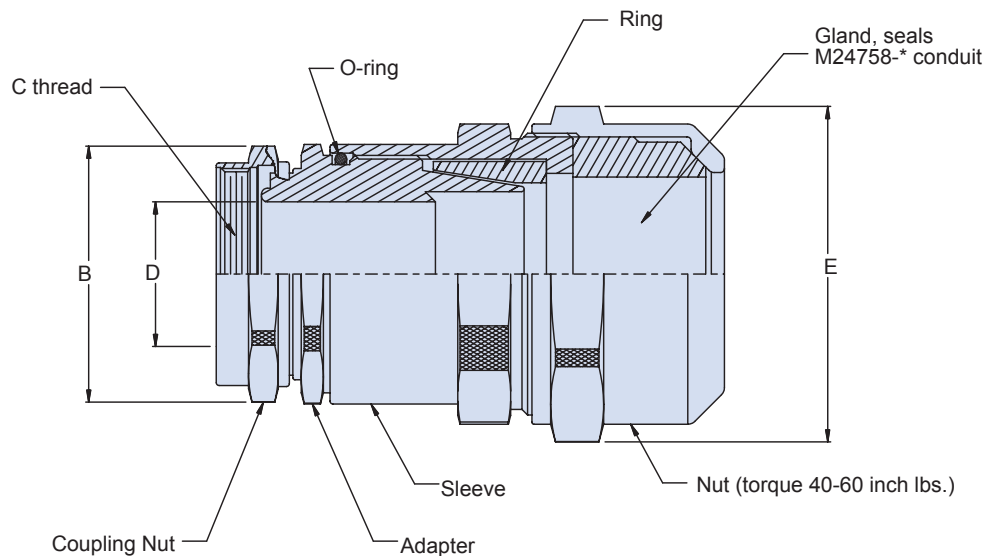
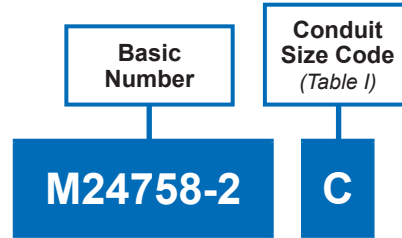
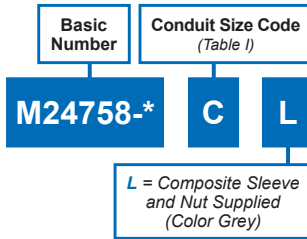


A

## DID YOU KNOW?

You Can Also Order a Lightweight Version of this Conduit Fitting Only in Size Codes **A, B, C, D, J** and **K** Just By Adding "L" to the Part Number



### APPLICATION NOTES

1. Assembly identified with manufacturer's code identification number (Glenair, part number and classification code 490).
2. The function of the M24758-2 fitting is to terminate M24758-\* flexible shielding conduit and to provide a standard thread for attaching all M24758-9 through M24758-21 fittings.
3. Material / Finish:  
Adapter, nuts, sleeve & ring - 316 / electroless nickel, matte finish.  
O-ring and gland - silicone rubber / NA.
4. Metric dimensions (mm) are indicated in parentheses.

**MIL-PRF-24758-2**  
**Straight Conduit Fitting**



MIL-PRF  
24758A

A

**TABLE I**

CONDUIT SIZE CODE	C CLASS - 2B THREAD	B DIA MAX	D DIA MIN	E DIA MAX
A	.438-28 UNEF	.88 (22.35)	.245 (6.22)	1.18 (29.97)
B	.688-24 UNEF	1.13 (28.70)	.495 (12.57)	1.45 (36.83)
C	.938-20 UNEF	1.38 (35.05)	.745 (18.92)	1.79 (45.47)
D	1.250-18 UNEF	1.69 (42.93)	.995 (25.27)	2.06 (52.32)
E	1.563-18 UNEF	2.00 (50.80)	1.245 (31.62)	2.32 (58.93)
F	1.875-16 UN	2.31 (58.67)	1.495 (37.97)	2.59 (65.79)
G	2.375-16 UN	2.94 (74.65)	1.995 (50.77)	3.26 (82.80)
H	2.875-16 UN	3.44 (87.38)	2.495 (63.37)	3.80 (96.52)
J	.563-24 UNEF	.94 (23.88)	.370 (9.40)	1.32 (33.53)
K	.813-20 UNEF	1.19 (30.23)	.620 (15.75)	1.66 (42.16)
L	3.375-16 UN	3.94 (100.08)	2.995 (76.07)	4.34 (110.24)

**TABLE II**  
**RECOMMENDED TORQUE**

CONDUIT SIZE CODE	± 5 Inch lbs.		
	C THREAD	SLEEVE	Nut
A	50	120	40-60
B	75	140	40-60
C	100	150	40-60
D	120	170	40-60
E	140	170	40-60
F	150	170	40-60
G	170	170	40-60
H	170	170	40-60
J	50	120	40-60
K	75	140	40-60
L	170	170	40-60