



SuperFly® Connectors



Right Angle PCB Footprints

Viewed from rear PC tail side of shrouded (Type B) insert.
Use mirror image for unshrouded (Type A) insert.

PC Tail Wire Diameter By Contact Size	#23 contact uses #24 wire \varnothing .020	Micro contact uses #26 wire \varnothing .016	Nano contact uses #30 wire \varnothing .010
---------------------------------------	--	--	---

Insert Arrangement	PCB Footprint	Contact Location
--------------------	---------------	------------------

B7N

Tag	X Loc	Y Loc	Cont Size
1	.0250	.0433	Nano
2	-.0250	.0433	Nano
3	.0500	.0000	Nano
4	.0000	.0000	Nano
5	-.0500	.0000	Nano
6	.0250	-.0433	Nano
7	-.0250	-.0433	Nano

C10N

Tag	X Loc	Y Loc	Cont Size
1	.0250	.0683	Nano
2	-.0250	.0683	Nano
3	.0500	.0250	Nano
4	.0000	.0250	Nano
5	-.0500	.0250	Nano
6	.0500	-.0250	Nano
7	.0000	-.0250	Nano
8	-.0500	-.0250	Nano
9	.0250	-.0683	Nano
10	-.0250	-.0683	Nano

C2M2N

Tag	X Loc	Y Loc	Cont Size
1	.0250	.0550	Nano
2	-.0250	.0550	Nano
3	.0325	-.0280	Micro
4	-.0325	-.0280	Micro

D3M

Tag	X Loc	Y Loc	Cont Size
1	.0000	.0373	Micro
2	.0325	-.0190	Micro
3	-.0325	-.0190	Micro





SuperFly[®] Connectors



Right Angle PCB Footprints

Viewed from rear PC tail side of shrouded (Type B) insert.
Use mirror image for unshrouded (Type A) insert.

PC Tail Wire Diameter By Contact Size

#23 contact uses #24 wire \varnothing .020

Micro contact uses #26 wire \varnothing .016

Nano contact uses #30 wire \varnothing .010

A

Insert Arrangement	PCB Footprint	Contact Location							
D2W2N		Tag	X Loc	Y Loc	Cont Size	Tag	X Loc	Y Loc	Cont Size
		1	.0375	.0222	#23	3	.0250	-.0544	Nano
		2	-.0375	.0222	#23	4	-.0250	-.0544	Nano
E3W		Tag	X Loc	Y Loc	Cont Size				
		1	.0000	.0420	#23	2	.0375	-.0230	#23
		3	-.0375	-.0230	#23				
E4M		Tag	X Loc	Y Loc	Cont Size				
		1	.0325	.0325	Micro	2	-.0325	.0325	Micro
		3	.0325	-.0325	Micro	4	-.0325	-.0325	Micro
E19N		Tag	X Loc	Y Loc	Cont Size	Tag	X Loc	Y Loc	Cont Size
		1	.0500	.0866	Nano	11	-.0500	.0000	Nano
		2	.0000	.0866	Nano	12	-.1000	.0000	Nano
		3	-.0500	.0866	Nano	13	.0750	-.0433	Nano
		4	.0750	.0433	Nano	14	.0250	-.0433	Nano
		5	.0250	.0433	Nano	15	-.0250	-.0433	Nano
		6	-.0250	.0433	Nano	16	-.0750	-.0433	Nano
		7	-.0750	.0433	Nano	17	.0500	-.0866	Nano
		8	.1000	.0000	Nano	18	.0000	-.0866	Nano
		9	.0500	.0000	Nano	19	-.0500	-.0866	Nano
		10	.0000	.0000	Nano				



SuperFly® Connectors



Right Angle PCB Footprints

Viewed from rear PC tail side of shrouded (Type B) insert.
Use mirror image for unshrouded (Type A) insert.

PC Tail Wire Diameter By Contact Size	#23 contact uses #24 wire \varnothing .020	Micro contact uses #26 wire \varnothing .016	Nano contact uses #30 wire \varnothing .010
---------------------------------------	--	--	---

Insert Arrangement	PCB Footprint	Contact Location							
--------------------	---------------	------------------	--	--	--	--	--	--	--

E4M4N

Tag	X Loc	Y Loc	Cont Size	Tag	X Loc	Y Loc	Cont Size
1	.0650	.0000	Micro	5	.0000	.0156	Nano
2	.0325	.0719	Micro	6	.0000	-.0344	Nano
3	-.0325	.0719	Micro	7	.0250	-.0777	Nano
4	-.0650	.0000	Micro	8	-.0250	-.0777	Nano

F4W

Tag	X Loc	Y Loc	Cont Size
1	.0375	.0375	#23
2	-.0375	.0375	#23
3	.0375	-.0375	#23
4	-.0375	-.0375	#23

F7M

Tag	X Loc	Y Loc	Cont Size
1	.0325	.0563	Micro
2	-.0325	.0563	Micro
3	.0650	.0000	Micro
4	.0000	.0000	Micro
5	-.0650	.0000	Micro
6	.0325	-.0563	Micro
7	-.0325	-.0563	Micro

F22N

Tag	X Loc	Y Loc	Cont Size	Tag	X Loc	Y Loc	Cont Size
1	.0750	.0866	Nano	12	-.0250	.0000	Nano
2	.0250	.0866	Nano	13	-.0750	.0000	Nano
3	-.0250	.0866	Nano	14	.1000	-.0433	Nano
4	-.0750	.0866	Nano	15	.0500	-.0433	Nano
5	.1000	.0433	Nano	16	.0000	-.0433	Nano
6	.0500	.0433	Nano	17	-.0500	-.0433	Nano
7	.0000	.0433	Nano	18	-.1000	-.0433	Nano
8	-.0500	.0433	Nano	19	.0750	-.0866	Nano
9	-.1000	.0433	Nano	20	.0250	-.0866	Nano
10	.0750	.0000	Nano	21	-.0250	-.0866	Nano
11	.0250	.0000	Nano	22	-.0750	-.0866	Nano





SuperFly® Connectors



Right Angle PCB Footprints

Viewed from rear PC tail side of shrouded (Type B) insert.
Use mirror image for unshrouded (Type A) insert.

PC Tail Wire Diameter By Contact Size

#23 contact uses #24 wire Ø.020

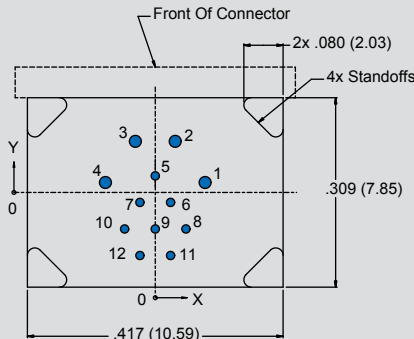
Micro contact uses #26 wire Ø.016

Nano contact uses #30 wire Ø.010

A

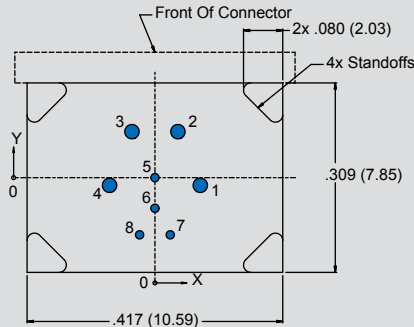
Insert Arrangement	PCB Footprint	Contact Location							
--------------------	---------------	------------------	--	--	--	--	--	--	--

F4M8N



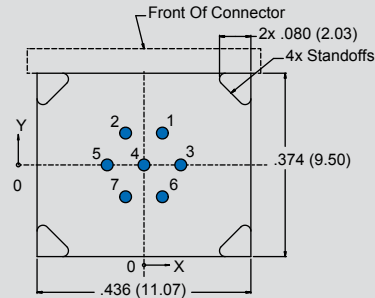
Tag	X Loc	Y Loc	Cont Size	Tag	X Loc	Y Loc	Cont Size
1	.0813	.0162	Micro	5	.0000	.0270	Nano
2	.0325	.0833	Micro	6	.0250	-.0163	Nano
3	-.0325	.0833	Micro	7	-.0250	-.0163	Nano
4	-.0813	.0162	Micro	8	.0500	-.0596	Nano
				9	.0000	-.0596	Nano
				10	-.0500	-.0596	Nano
				11	.0250	-.1029	Nano
				12	-.0250	-.1029	Nano

F4W4N



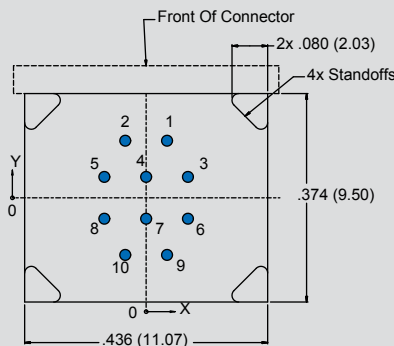
Tag	X Loc	Y Loc	Cont Size	Tag	X Loc	Y Loc	Cont Size
1	.0740	-.0125	#23	5	.0000	.0000	Nano
2	.0375	.0750	#23	6	.0000	-.0500	Nano
3	-.0375	.0750	#23	7	.0250	-.0933	Nano
4	-.0740	-.0125	#23	8	-.0250	-.0933	Nano

G7W



Tag	X Loc	Y Loc	Cont Size
1	.0375	.0650	#23
2	-.0375	.0650	#23
3	.0750	.0000	#23
4	.0000	.0000	#23
5	-.0750	.0000	#23
6	.0375	-.0650	#23
7	-.0375	-.0650	#23

G10M



Tag	X Loc	Y Loc	Cont Size
1	.0375	.1025	Micro
2	-.0375	.1025	Micro
3	.0750	.0375	Micro
4	.0000	.0375	Micro
5	-.0750	.0375	Micro
6	.0750	-.0375	Micro
7	.0000	-.0375	Micro
8	-.0750	-.0375	Micro
9	.0375	-.1025	Micro
10	-.0375	-.1025	Micro



SuperFly® Connectors



Right Angle PCB Footprints

Viewed from rear PC tail side of shrouded (Type B) insert.
Use mirror image for unshrouded (Type A) insert.

PC Tail Wire Diameter By Contact Size	#23 contact uses #24 wire \varnothing .020	Micro contact uses #26 wire \varnothing .016	Nano contact uses #30 wire \varnothing .010
---------------------------------------	--	--	---

Insert Arrangement	PCB Footprint	Contact Location							
--------------------	---------------	------------------	--	--	--	--	--	--	--

G31N

Tag	X Loc	Y Loc	Cont Size	Tag	X Loc	Y Loc	Cont Size
1	.0250	.1299	Nano	17	-.0500	.0000	Nano
2	-.0250	.1299	Nano	18	-.1000	.0000	Nano
3	.1000	.0866	Nano	19	.1250	-.0433	Nano
4	.0500	.0866	Nano	20	.0750	-.0433	Nano
5	.0000	.0866	Nano	21	.0250	-.0433	Nano
6	-.0500	.0866	Nano	22	-.0250	-.0433	Nano
7	-.1000	.0866	Nano	23	-.0750	-.0433	Nano
8	.1250	.0433	Nano	24	-.1250	-.0433	Nano
9	.0750	.0433	Nano	25	.1000	-.0866	Nano
10	.0250	.0433	Nano	26	.0500	-.0866	Nano
11	-.0250	.0433	Nano	27	.0000	-.0866	Nano
12	-.0750	.0433	Nano	28	-.0500	-.0866	Nano
13	-.1250	.0433	Nano	29	-.1000	-.0866	Nano
14	.1000	.0000	Nano	30	.0250	-.1299	Nano
15	.0500	.0000	Nano	31	-.0250	-.1299	Nano
16	.0000	.0000	Nano				

G6M10N

Tag	X Loc	Y Loc	Cont Size	Tag	X Loc	Y Loc	Cont Size
1	.0900	-.0214	Micro	7	.0250	.0350	Nano
2	.0872	.0583	Micro	8	-.0250	.0350	Nano
3	.0325	.1037	Micro	9	.0250	-.0150	Nano
4	-.0325	.1037	Micro	10	-.0250	-.0150	Nano
5	-.0872	.0583	Micro	11	.0250	-.0650	Nano
6	-.0900	-.0214	Micro	12	-.0250	-.0650	Nano
				13	.0750	-.1150	Nano
				14	.0250	-.1150	Nano
				15	-.0250	-.1150	Nano
				16	-.0750	-.1150	Nano

G6M12N

Tag	X Loc	Y Loc	Cont Size	Tag	X Loc	Y Loc	Cont Size
1	.1035	-.0227	Micro	7	.0500	-.0716	Nano
2	.1006	.0598	Micro	8	.0500	.0150	Nano
3	.0413	.1171	Micro	9	.0250	.1149	Nano
4	-.0413	.1171	Micro	10	.0250	-.0283	Nano
5	-.1006	.0598	Micro	11	.0250	.0583	Nano
6	-.1035	-.0227	Micro	12	.0000	-.0716	Nano
				13	.0000	.0150	Nano
				14	-.0250	-.1149	Nano
				15	-.0250	-.0283	Nano
				16	-.0250	.0583	Nano
				17	-.0500	-.0716	Nano
				18	-.0500	.0150	Nano





SuperFly® Connectors



Right Angle PCB Footprints

Viewed from rear PC tail side of shrouded (Type B) insert.
Use mirror image for unshrouded (Type A) insert.

PC Tail Wire Diameter By Contact Size

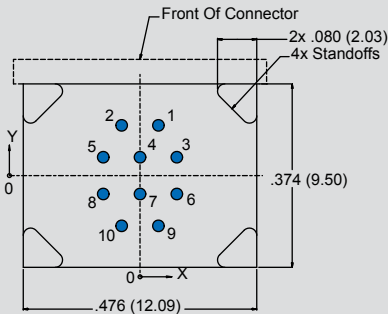
#23 contact uses #24 wire Ø.020

Micro contact uses #26 wire Ø.016

Nano contact uses #30 wire Ø.010

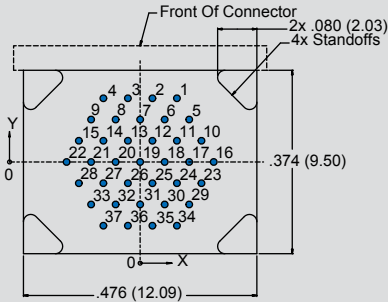
A

H10W



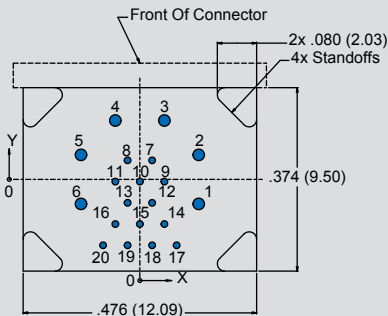
PCB Footprint				Contact Location			
Tag	X Loc	Y Loc	Contact Size	Tag	X Loc	Y Loc	Contact Size
1	.0375	.1025	#23	6	.0750	-.0375	#23
2	-.0375	.1025	#23	7	.0000	-.0375	#23
3	.0750	.0375	#23	8	-.0750	-.0375	#23
4	.0000	.0375	#23	9	.0375	-.1025	#23
5	-.0750	.0375	#23	10	-.0375	-.1025	#23

H37N



Tag	X Loc	Y Loc	Contact Size	Tag	X Loc	Y Loc	Contact Size
1	.0750	.1299	Nano	20	-.0500	.0000	Nano
2	.0250	.1299	Nano	21	-.1000	.0000	Nano
3	-.0250	.1299	Nano	22	-.1500	.0000	Nano
4	-.0750	.1299	Nano	23	.1250	-.0433	Nano
5	.1000	.0866	Nano	24	.0750	-.0433	Nano
6	.0500	.0866	Nano	25	.0250	-.0433	Nano
7	.0000	.0866	Nano	26	-.0250	-.0433	Nano
8	-.0500	.0866	Nano	27	-.0750	-.0433	Nano
9	-.1000	.0866	Nano	28	-.1250	-.0433	Nano
10	.1250	.0433	Nano	29	.1000	-.0866	Nano
11	.0750	.0433	Nano	30	.0500	-.0866	Nano
12	.0250	.0433	Nano	31	.0000	-.0866	Nano
13	-.0250	.0433	Nano	32	-.0500	-.0866	Nano
14	-.0750	.0433	Nano	33	-.1000	-.0866	Nano
15	-.1250	.0433	Nano	34	.0750	-.1299	Nano
16	.1500	.0000	Nano	35	.0250	-.1299	Nano
17	.1000	.0000	Nano	36	-.0250	-.1299	Nano
18	.0500	.0000	Nano	37	-.0750	-.1299	Nano
19	.0000	.0000	Nano				

H6W14N



Tag	X Loc	Y Loc	Contact Size	Tag	X Loc	Y Loc	Contact Size
1	.1200	-.0500	#23	7	.0250	.0388	Nano
2	.1200	.0500	#23	8	-.0250	.0388	Nano
3	.0500	.1200	#23	9	.0500	-.0045	Nano
4	-.0500	.1200	#23	10	.0000	-.0045	Nano
5	-.1200	.0500	#23	11	-.0500	-.0045	Nano
6	-.1200	-.0500	#23	12	.0250	-.0478	Nano
				13	-.0250	-.0478	Nano
				14	.0500	-.0911	Nano
				15	.0000	-.0911	Nano
				16	-.0500	-.0911	Nano
				17	.0750	-.1344	Nano
				18	.0250	-.1344	Nano
				19	-.0250	-.1344	Nano
				20	-.0750	-.1344	Nano



SuperFly[®] Connectors



Right Angle PCB Footprints

Viewed from rear PC tail side of shrouded (Type B) insert.
Use mirror image for unshrouded (Type A) insert.

PC Tail Wire Diameter By Contact Size	#23 contact uses #24 wire Ø.020	Micro contact uses #26 wire Ø.016	Nano contact uses #30 wire Ø.010
---------------------------------------	---------------------------------	-----------------------------------	----------------------------------

Insert Arrangement	PCB Footprint	Contact Location							
--------------------	---------------	------------------	--	--	--	--	--	--	--

J44N

Tag	X Loc	Y Loc	Cont Size	Tag	X Loc	Y Loc	Cont Size
1	.1000	.1299	Nano	23	-.0250	.0000	Nano
2	.0500	.1299	Nano	24	-.0750	.0000	Nano
3	.0000	.1299	Nano	25	-.1250	.0000	Nano
4	-.0500	.1299	Nano	26	-.1750	.0000	Nano
5	-.1000	.1299	Nano	27	.1500	-.0433	Nano
6	.1250	.0866	Nano	28	.1000	-.0433	Nano
7	.0750	.0866	Nano	29	.0500	-.0433	Nano
8	.0250	.0866	Nano	30	.0000	-.0433	Nano
9	-.0250	.0866	Nano	31	-.0500	-.0433	Nano
10	-.0750	.0866	Nano	32	-.1000	-.0433	Nano
11	-.1250	.0866	Nano	33	-.1500	-.0433	Nano
12	.1500	.0433	Nano	34	.1250	-.0866	Nano
13	.1000	.0433	Nano	35	-.0750	-.0866	Nano
14	.0500	.0433	Nano	36	.0250	-.0866	Nano
15	.0000	.0433	Nano	37	-.0250	-.0866	Nano
16	-.0500	.0433	Nano	38	-.0750	-.0866	Nano
17	-.1000	.0433	Nano	39	-.1250	-.0866	Nano
18	-.1500	.0433	Nano	40	.1000	-.1299	Nano
19	.1750	.0000	Nano	41	.0500	-.1299	Nano
20	.1250	.0000	Nano	42	.0000	-.1299	Nano
21	.0750	.0000	Nano	43	-.0500	-.1299	Nano
22	.0250	.0000	Nano	44	-.1000	-.1299	Nano

J7W19N

Tag	X Loc	Y Loc	Cont Size	Tag	X Loc	Y Loc	Cont Size
1	.1299	-.0850	#23	8	.0250	.0613	Nano
2	.1477	.0160	#23	9	-.0250	.0613	Nano
3	.0964	.1049	#23	10	.0500	.0180	Nano
4	.0000	.1400	#23	11	.0000	.0180	Nano
5	-.0964	.1049	#23	12	-.0500	.0180	Nano
6	-.1477	.0160	#23	13	.0750	-.0253	Nano
7	-.1299	-.0850	#23	14	.0250	-.0253	Nano
				15	-.0250	-.0253	Nano
				16	-.0750	-.0253	Nano
				17	.0500	-.0686	Nano
				18	.0000	-.0686	Nano
				19	-.0500	-.0686	Nano
				20	.0250	-.1119	Nano
				21	-.0250	-.1119	Nano
				22	.1000	-.1552	Nano
				23	.0500	-.1552	Nano
				24	.0000	-.1552	Nano
				25	-.0500	-.1552	Nano
				26	-.1000	-.1552	Nano



SuperFly® Connectors



Right Angle PCB Footprints

Viewed from rear PC tail side of unshrouded (Type A) insert.
Use mirror image for shrouded (Type B) insert.

PC Tail Wire Diameter By Contact Size

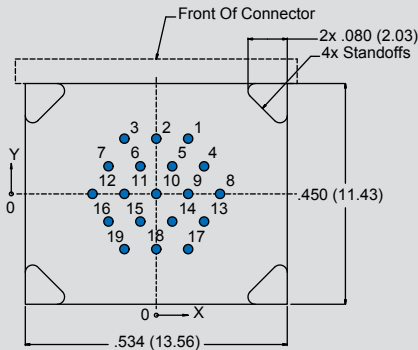
#23 contact uses #24 wire Ø.020

Micro contact uses #26 wire Ø.016

Nano contact uses #30 wire Ø.010

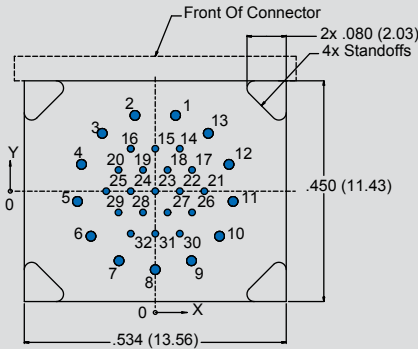
A

K19M



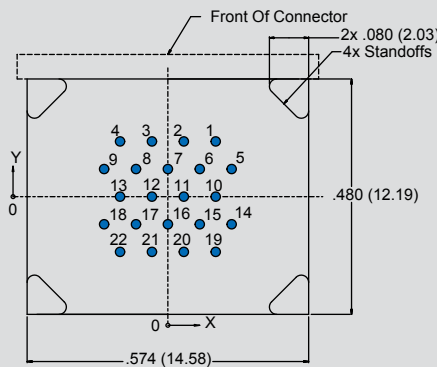
Tag	X Loc	Y Loc	Cont Size	Tag	X Loc	Y Loc	Cont Size
1	.0650	.1126	Micro	11	-.0650	.0000	Micro
2	.0000	.1126	Micro	12	-.1300	.0000	Micro
3	-.0650	.1126	Micro	13	.0975	-.0563	Micro
4	.0975	.0563	Micro	14	.0325	-.0563	Micro
5	.0325	.0563	Micro	15	-.0325	-.0563	Micro
6	-.0325	.0563	Micro	16	-.0975	-.0563	Micro
7	-.0975	.0563	Micro	17	.0650	-.1126	Micro
8	.1300	.0000	Micro	18	.0000	-.1126	Micro
9	.0650	.0000	Micro	19	-.0650	-.1126	Micro
10	.0000	.0000	Micro				

K13M19N



Tag	X Loc	Y Loc	Cont Size	Tag	X Loc	Y Loc	Cont Size
1	.0415	.1546	Micro	17	.0750	.0433	Nano
2	-.0415	.1546	Micro	18	.0250	.0433	Nano
3	-.1081	.1180	Micro	19	-.0250	.0433	Nano
4	-.1504	.0548	Micro	20	-.0750	.0433	Nano
5	-.1587	-.0209	Micro	21	.1000	.0000	Nano
6	-.1311	-.0918	Micro	22	.0500	.0000	Nano
7	-.0739	-.1420	Micro	23	.0000	.0000	Nano
8	.0000	-.1600	Micro	24	-.0500	.0000	Nano
9	.0739	-.1420	Micro	25	-.1000	.0000	Nano
10	.1311	-.0918	Micro	26	.0750	-.0433	Nano
11	.1587	-.0209	Micro	27	.0250	-.0433	Nano
12	.1504	.0548	Micro	28	-.0250	-.0433	Nano
13	.1081	.1180	Micro	29	-.0750	-.0433	Nano
14	.0500	.0866	Micro	30	.0500	-.0866	Nano
15	.0000	.0866	Micro	31	.0000	-.0866	Nano
16	-.0500	.0866	Micro	32	-.0500	-.0866	Nano

L22M



Tag	X Loc	Y Loc	Cont Size	Tag	X Loc	Y Loc	Cont Size
1	.0975	.1126	Micro	12	-.0325	.0000	Micro
2	.0325	.1126	Micro	13	-.0975	.0000	Micro
3	-.0325	.1126	Micro	14	.1300	-.0563	Micro
4	-.0975	.1126	Micro	15	.0650	-.0563	Micro
5	.1300	.0563	Micro	16	.0000	-.0563	Micro
6	.0650	.0563	Micro	17	-.0650	-.0563	Micro
7	.0000	.0563	Micro	18	-.1300	-.0563	Micro
8	-.0650	.0563	Micro	19	.0975	-.1126	Micro
9	-.1300	.0563	Micro	20	.0325	-.1126	Micro
10	.0975	.0000	Micro	21	-.0325	-.1126	Micro
11	.0325	.0000	Micro	22	-.0975	-.1126	Micro